

Contactors and protection relays

Characteristics :
pages 2/64 to 2/66
Illustrations :
page 2/152
Dimensions :
pages 2/88 and 2/89
Schemes :
page 2/173





Contactors and reversing contactors type LC1-F
Auxiliary contact blocks and interface module

References

www.datasheet4u.com

Instantaneous auxiliary contact blocks

For use in normal operating environments





Number of contacts	Max. number of blocks per contactor Side clip-on mounting	Composition				Ordering reference	Weight kg
							
1	1	-	-	1	-	LA1-DN10	0.020
		-	-	-	1	LA1-DN01	0.020
2	2	-	-	1	1	LA1-DN11	0.030
		-	-	2	-	LA1-DN20	0.030
		-	-	-	2	LA1-DN02	0.030
4	2	-	-	2	2	LA1-DN22	0.050
		-	-	1	3	LA1-DN13	0.050
		-	-	4	-	LA1-DN40	0.050
		-	-	-	4	LA1-DN04	0.050
		-	-	3	1	LA1-DN31	0.050
		-	-	2	2 (1)	LA1-DC22	0.050

With terminal referencing conforming to standard EN 50012

2	2	-	-	1	1	LA1-DN11M	0.030
		-	-	1	1	LA1-DN11P	0.030
		-	-	1	1	LA1-DN11G	0.030
4	2	-	-	2	2	LA1-DN22M	0.050
		-	-	2	2	LA1-DN22P	0.050
		-	-	2	2	LA1-DN22G	0.050

Instantaneous auxiliary contact blocks with dust and damp protected contacts

For use in harsh industrial environments

Number of contacts	Max. number of blocks per contactor Side clip-on mounting	Composition				Ordering reference	Weight kg
							
2	2	2	-	-	-	LA1-DX20	0.040
		2	2 (2)	-	-	LA1-DY20	0.040
4	2	2	-	2	-	LA1-DZ40	0.050
		2	-	1	1	LA1-DZ31	0.050

Time delay auxiliary contacts

Number of contacts	Max. number of blocks per contactor Side clip-on mounting	Time delay		Ordering reference	Weight kg
		Type	Range (s)		
1 N/O + 1 N/C	2	On-delay	0.1...3 (3)	LA2-DT0	0.060
			0.1...30	LA2-DT2	0.060
			10...180	LA2-DT4	0.060
			1...30 (4)	LA2-DS2	0.060
		Off-delay	0.1...3 (3)	LA3-DR0	0.060
			0.1...30	LA3-DR2	0.060
			10...180	LA3-DR4	0.060

Interface module

For contactor with 48...415 V ~ coil	Supply voltage E1-E2 (---)	Ordering reference	Weight kg
LC1-F115...F780	24 V	LA4-FWB	0.180

(1) Including 1 N/O + 1 N/C make before break.

(2) Device fitted with 4 terminals for earth screen continuity.

(3) With extended scale from 0.1 to 0.6 s.

(4) With switching time of 40 ms ± 15 ms between opening of the N/C contact and closing of the N/O contact.

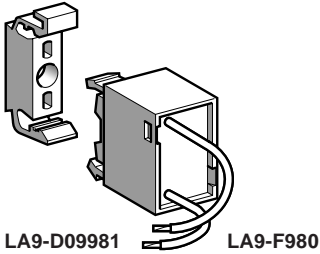
Contactors and protection relays

Contactors and reversing contactors type LC1-F Suppressor blocks and cabling accessories

References

Dimensions :
pages 2/170 and 2/171

www.datasheet4u.com



Suppressor blocks

Operating limit : 220 V-50/60 Hz

Description	For use:	Ordering reference	Weight kg
Block only	With coils LX1-FG, FH	LA9-F980	0.030
	With coils LX1-FJ, FK, FL, FX. LX9-FG, FH	LA9-D09980	0.030
Suppressor block bracket	For mounting on terminal	LA9-D09981	0.010

Cabling accessories

Links for parallel connection of poles (in pairs)

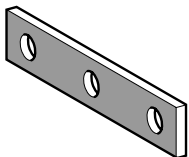
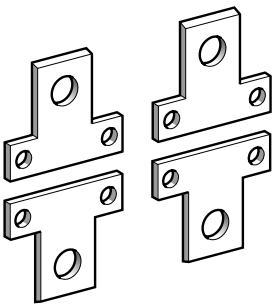
For use on 4-pole contactors	Set of 4 links Set reference	Weight kg
LC1-F1854	LA9-FG602	0.350
LC1-F2254, F2654, F3304, F4004	LA9-FH602	1.000
LC1-F5004	LA9-FK602	1.750
LC1-F6304	LA9-FL602	3.000

Links for "star" connection of 3 poles

LC1-F185	LA9-FG601	0.050
LC1-F225, F265, F330, F400	LA9-FH601	0.120
LC1-F500	LA9-FK601	0.180
LC1-F630	LA9-FL601	0.550

Control circuit voltage take-off from power terminals

For use on contactors	Mounted on bolt size	Sold in lots of	Unit ordering reference	Weight kg
LC1-F185	M8	10	DZ3-GA3	0.004
LC1-F225...F500	M10	10	DZ3-HA3	0.006
LC1-F630	M12	10	DZ3-JA3	0.009



2

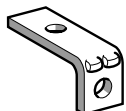
2.4

Contactors and protection relays


Contactors and reversing contactors type LC1-F
Cabling accessories

References

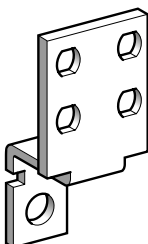
www.datasheet4u.com



LA9-F981



LA9-F979



LA9-F980

Right-angled connectors

For contactors or thermal overload relays

For use on Contactors	Thermal overload relays	Connector Width	Type	Set of 3 connectors Set ordering reference	Weight kg
LC1-F185	LR9-F5969, F5971	20 mm	Rear	LA9-FG981	0.080
			Side	LA9-FG979	0.350
			Large s. area	LA9-FG980	0.200
LC1-F225, F265, F330, F400	LR9-F6973, F6975, F6977	25 mm	Rear	LA9-FJ981	0.430
			Side	LA9-FJ979	0.750
			Large s. area	LA9-FJ980	0.490
LC1-F500	LR9-F7979, F7981	30 mm	Rear	LA9-FK981	0.480
			Side	LA9-FK979	0.920
			Large s. area	LA9-FK980	0.800
LC1-F630	LR9-F8983, F8985	40 mm	Rear	LA9-FL981	1.210
			Side	LA9-FL979	2.570
			Large s. area	LA9-FL980	3.190

Connection accessories

For reversing contactors or star-delta contactors combined with a thermal overload relay

For use on Contactors	Thermal overload relays	Width of connector plates	Set of 3 busbars Set ordering reference	Weight kg
LC1-F185	LR9-F5357, F5363 F5367, F5369	20 mm	LA7-F402	0.110
LC1-F225 and F265	LR9-F5371	25 mm	LA7-F403	0.160
LC1-F330 and F400	LR9-F7375 and F7379	25 mm	LA7-F404	0.160
LC1-F400	LR9-F7381	25 mm	LA7-F404	0.160
LC1-F500	LR9-F7375, F7379 F7381	30 mm	LA7-F405	0.270
LC1-F630	LR9-F7381	40 mm	LA7-F406	0.600


Contactors and protection relays

Contactors and reversing contactors type LC1-F
Cabling accessories and spare parts

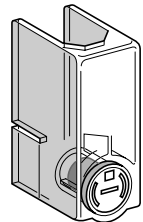
References

Dimensions :
pages 2/170 and 2/171

www.datasheet4u.com



LA9-F103



LA9-F701

Insulated terminal blocks

For use on	Set of 2 blocks	Weight
3-pole contactors	Set ordering reference	kg
LC1-F185	LA9-F103	0.560

Power terminal protection shrouds

For use with	Number of shrouds per set	Set ordering reference	Weight kg
2, 3 and 4-pole contactors			
LC1-F185	6	LA9-F702	0.250
LC1-F225, F265, F330, F400 and F4002, F500 and F5002	6	LA9-F703	0.250
LC1-F630 and F6302	6	LA9-F704	0.250
LC1-F1154	8	LA9-F706	0.300
LC1-F1504 and F1854	8	LA9-F707	0.300
LC1-F2254, F2654, F3304, F4004, F5004	8	LA9-F708	0.300
LC1-F6304	8	LA9-F709	0.300

Contactors and protection relays

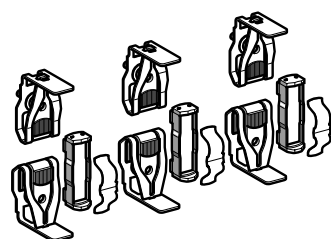
Contactors and reversing contactors type LC1-F

Spare parts

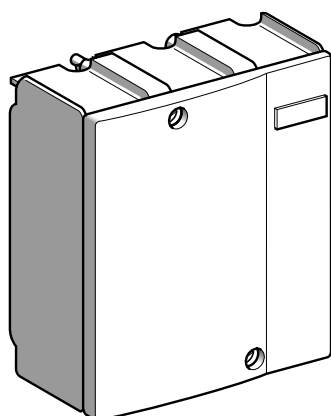
References

Dimensions :
pages 2/170 and 2/171

www.datasheet4u.com



LA5-FG431



LA5-F40050

Main contact sets

Per pole : 2 fixed contacts and 1 moving contact, 2 deflectors, 1 backplate, fixing screws and washers

For contactor	Type	Replacement for	Ordering reference	Weight kg
2-pole	LC1-F4002	2 poles	LA5-F400802	1.350
	LC1-F5002	2 poles	LA5-F500802	1.950
	LC1-F6302	2 poles	LA5-F630802	4.700
3-pole	LC1-F115, F150	3 poles	LA5-FF431	0.270
	LC1-F185, F225	3 poles	LA5-FG431	0.350
	LC1-F265	3 poles	LA5-FH431	0.660
	LC1-F330, F400	3 poles	LA5-F400803	2.000
	LC1-F500	3 poles	LA5-F500803	2.950
	LC1-F630	3 poles	LA5-F630803	6.100
	LC1-F780	1 pole	LA5-F780801 (1)	4.700
		3 poles	LA5-F780803	13.200
4-pole	LC1-F1504, F1154	4 poles	LA5-FF441	0.360
	LC1-F1854, F2254	4 poles	LA5-FG441	0.465
	LC1-F2654	4 poles	LA5-FH441	0.880
	LC1-F3304, F4004	4 poles	LA5-F400804	2.700
	LC1-F5004	4 poles	LA5-F500804	3.900
	LC1-F6304	4 poles	LA5-F630804	8.150
	LC1-F7804	1 pole	LA5-F780801 (1)	4.700
		4 poles	LA5-F780804	17.300

Arc chambers

For contactor	Type	Replacement for	Ordering reference	Weight kg
2-pole	LC1-F4002	2 poles	LA5-F400250	0.870
	LC1-F5002	2 poles	LA5-F500250	1.250
	LC1-F6302	2 poles	LA5-F630250	2.100
3-pole	LC1-F115	3 poles	LA5-F11550	0.490
	LC1-F150	3 poles	LA5-F15050	0.490
	LC1-F185	3 poles	LA5-F18550	0.670
	LC1-F225	3 poles	LA5-F22550	0.670
	LC1-F265	3 poles	LA5-F26550	0.920
	LC1-F330	3 poles	LA5-F33050	1.300
	LC1-F400	3 poles	LA5-F40050	1.300
	LC1-F500	3 poles	LA5-F50050	1.850
	LC1-F630	3 poles	LA5-F63050	3.150
	LC1-F780	1 pole	LA5-F780150 (1)	2.100
4-pole	LC1-F1154	4 poles	LA5-F115450	0.660
	LC1-F1504	4 poles	LA5-F150450	0.660
	LC1-F1854	4 poles	LA5-F185450	0.910
	LC1-F2254	4 poles	LA5-F225450	1.000
	LC1-F2654	4 poles	LA5-F265450	1.220
	LC1-F3304	4 poles	LA5-F330450	1.740
	LC1-F4004	4 poles	LA5-F400450 (2)	1.740
	LC1-F5004	4 poles	LA5-F500450 (2)	2.500
	LC1-F6304	4 poles	LA5-F630450 (3)	4.200
	LC1-F7804	1 pole	LA5-F780150 (1)	2.100

- (1) Comprising 2 identical items per pole.
 (2) Comprising two 2-pole arc chambers.
 (3) Comprising single-pole arc chambers.