

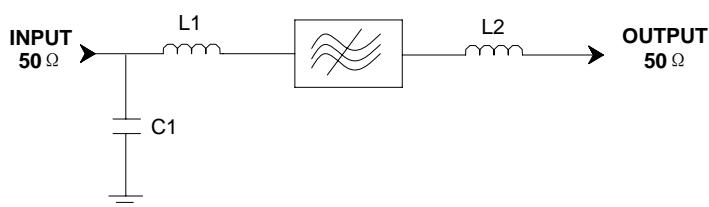
Specifications

Parameter	Unit	Minimum	Typical	Maximum
Center Frequency	MHz	69.8	70	70.2
Insertion Loss	dB	-	16	18.5
1 dB Bandwidth	MHz	28.75	29.54	-
3 dB Bandwidth	MHz	30	30.86	-
40 dB Bandwidth	MHz	-	36.16	38.1
Passband Variation	dB	-	0.8	1
Absolute Delay	usec	-	0.98	-
Phase Linearity($f_0 \pm 13.5\text{MHz}$)	deg	-	3	-
Group Delay Variation($f_0 \pm 13.5\text{MHz}$)	nsec	-	25	90
Ultimate Rejection	dB	-	45	-
Material Temperature coefficient	KHz/°C	-6.58		
Ambient Temperature	°C	25		
Package Size	SMD13.3*6.5			

Notes:

1. All specifications are based on the test circuit shown
2. In production, devices will be tested at room temperature to a guardbanded specification to ensure electrical compliance over temperature
3. Electrical margin has been built into the design to account for the variations due to temperature drift and manufacturing tolerances
4. This is the optimum impedance in order to achieve the performance show

Matching Configuration



L1=180nH L2=120nH
C1=33pF
Source/Load Impedance=50 ohm

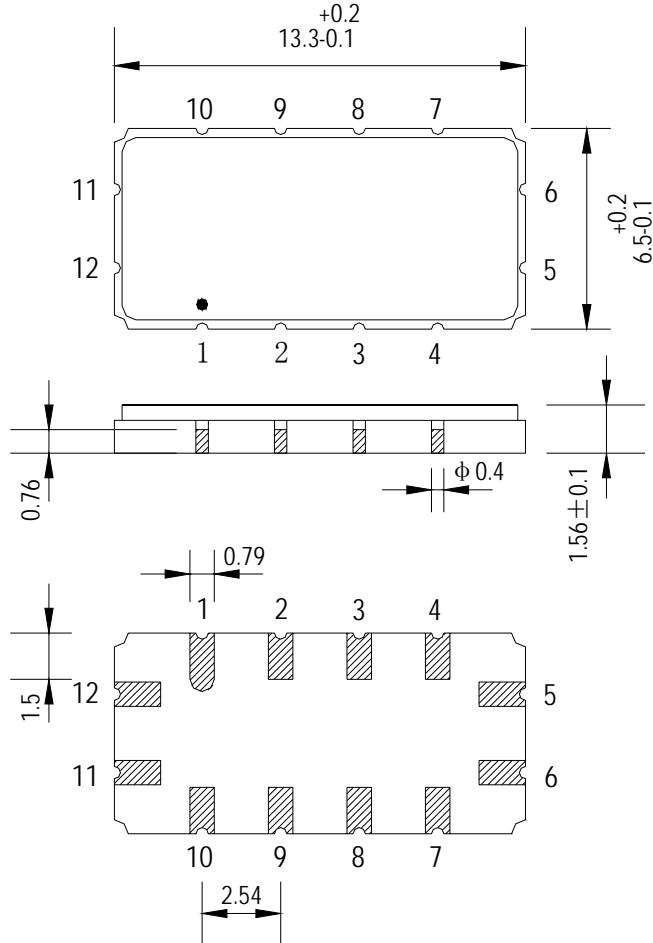
Notes - Component values may change depending
on board layout.



SIPAT Co., Ltd.
 (CETC No. 26 Research Institute)
 Nanping Huayuan Road No. 14
 Chongqing, China, 400060

Part Number	LB070DS26	
Rev. Date	2006-12-11	
Rev.	1.0	Page 1/3

Package Dimension



Input	11
Output	5
Ground	1,2,3,4,6,7,8,9,10,12

Package: SMD13.3*6.5

Unit: mm

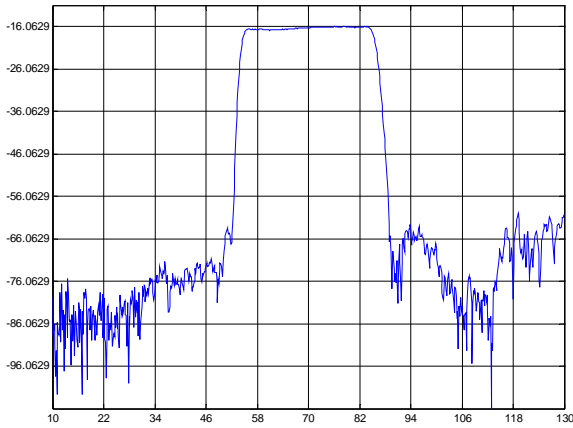


SIPAT Co., Ltd.
(CETC No. 26 Research Institute)
Nanping Huayuan Road No. 14
Chongqing, China, 400060

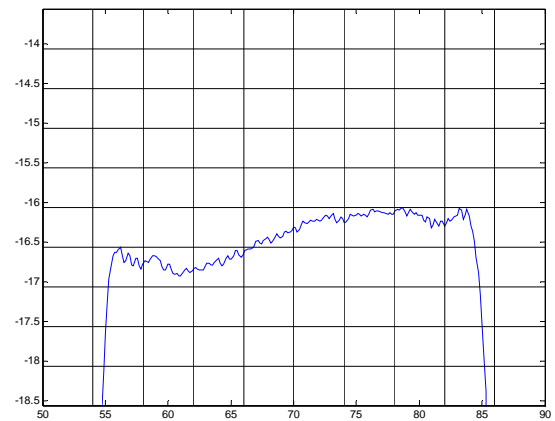
Part Number	LB070DS26	
Rev. Date	2006-12-11	
Rev.	1.0	Page 2/3

Typical Performance

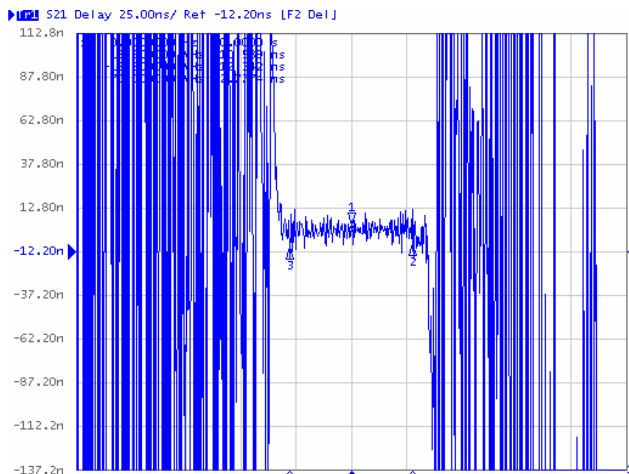
Frequency Respond



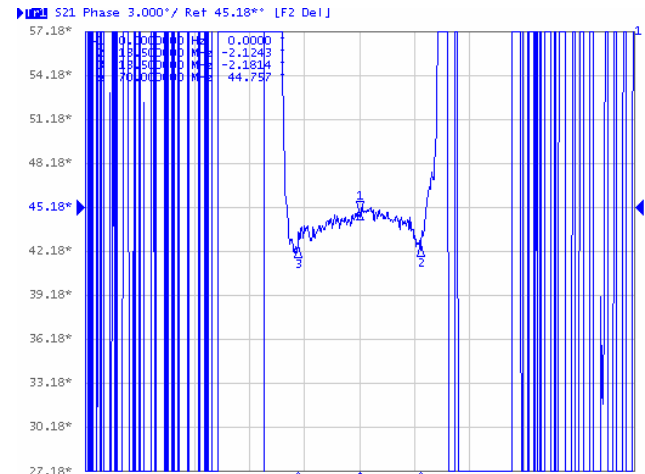
Passband Respond



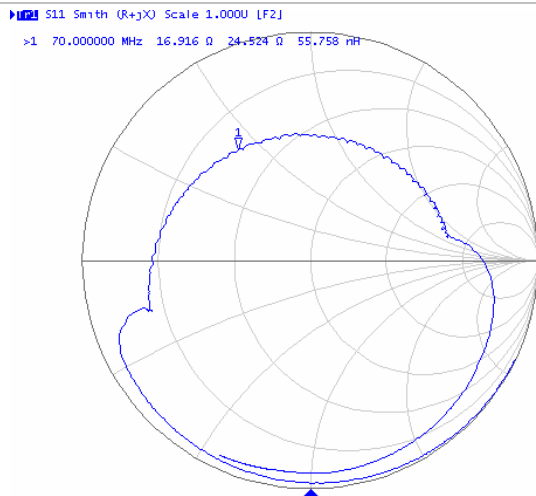
Group Delay Variation(f0±13.5MHz)



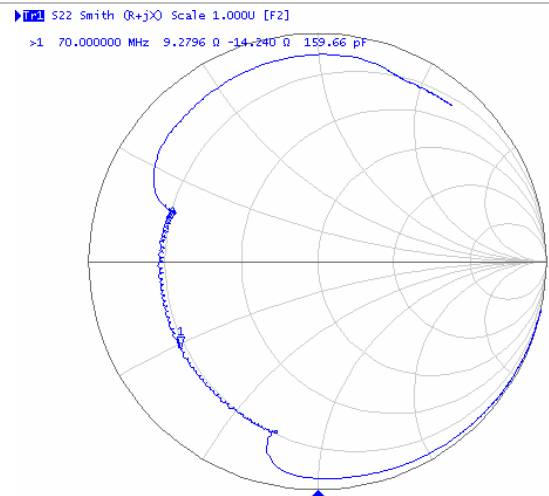
Phase Linearity(f0±13.5MHz)



Smith Chart S11



Smith Chart S22



SIPAT Co., Ltd.
(CETC No. 26 Research Institute)
Nanping Huayuan Road No. 14
Chongqing, China, 400060

Part Number	LB070DS26	
Rev. Date	2006-12-11	
Rev.	1.0	Page 3/3