


# Frequency Synthesizer

DSN-1500A-1119+

50Ω 1100 to 1500 MHz

## The Big Deal

- Low phase noise and spurious
- Robust design and construction



CASE STYLE: KL942

## Product Overview

The DSN-1500A-1119+ is a Frequency Synthesizer, designed to operate from 1100 to 1500 MHz for Point-to-Point application. The DSN-1500A-1119+ is packaged in a metal case (size of 1.25" x 1.00" x 0.20") to shield against unwanted signals and noise.

## Key Features

Feature	Advantages
Low phase noise and spurious: <ul style="list-style-type: none"><li>• Phase Noise: -93 dBc/Hz typ. @ 10 kHz offset</li><li>• Comparison Spurious: -93 dBc typ.</li><li>• Reference Spurious: -112 dBc typ.</li></ul>	Low phase noise and spurious improve system EVM (Error Vector Magnitude).
Robust design and construction	To enhance the robustness of DSN-1500A-1119+, each internal component is secured to the substrate with chip bonder, thereby eliminating the risk of tombstoning during subsequent solder reflow operations by the customer.



IF/RF MICROWAVE COMPONENTS • ISO 9001 ISO 14001 AS9100 CERTIFIED RoHS compliant

P.O. Box 350166, Brooklyn, New York 11235-0003 (718) 934-4500 Fax (718) 332-4661



The Design Engineers Search Engine finds the model you need, Instantly • For detailed performance specs & shopping online see




Notes: 1. Performance and quality attributes and conditions not expressly stated in this specification sheet are intended to be excluded and do not form a part of this specification sheet. 2. Electrical specifications and performance data contained herein are based on Mini-Circuit's applicable established test performance criteria and measurement instructions. 3. The parts covered by this specification sheet are subject to Mini-Circuits standard limited warranty and terms and conditions (collectively, "Standard Terms"); Purchasers of this part are entitled to the rights and benefits contained therein. For a full statement of the Standard Terms and the exclusive rights and remedies thereunder, please visit Mini-Circuits' website at [www.minicircuits.com/MCLStore/terms.jsp](http://www.minicircuits.com/MCLStore/terms.jsp).

50Ω 1100 to 1500 MHz

### Features

- Integrated VCO + PLL
- Low phase noise and spurious
- Robust design and construction
- Low operating voltage (VCC VCO=+5V, VCC PLL=+12.5V)



CASE STYLE: KL942  
 PRICE: \$37.95 ea. QTY (1-9)

+ RoHS compliant in accordance with EU Directive (2002/95/EC)

The +Suffix has been added in order to identify RoHS Compliance. See our web site for RoHS Compliance methodologies and qualifications.

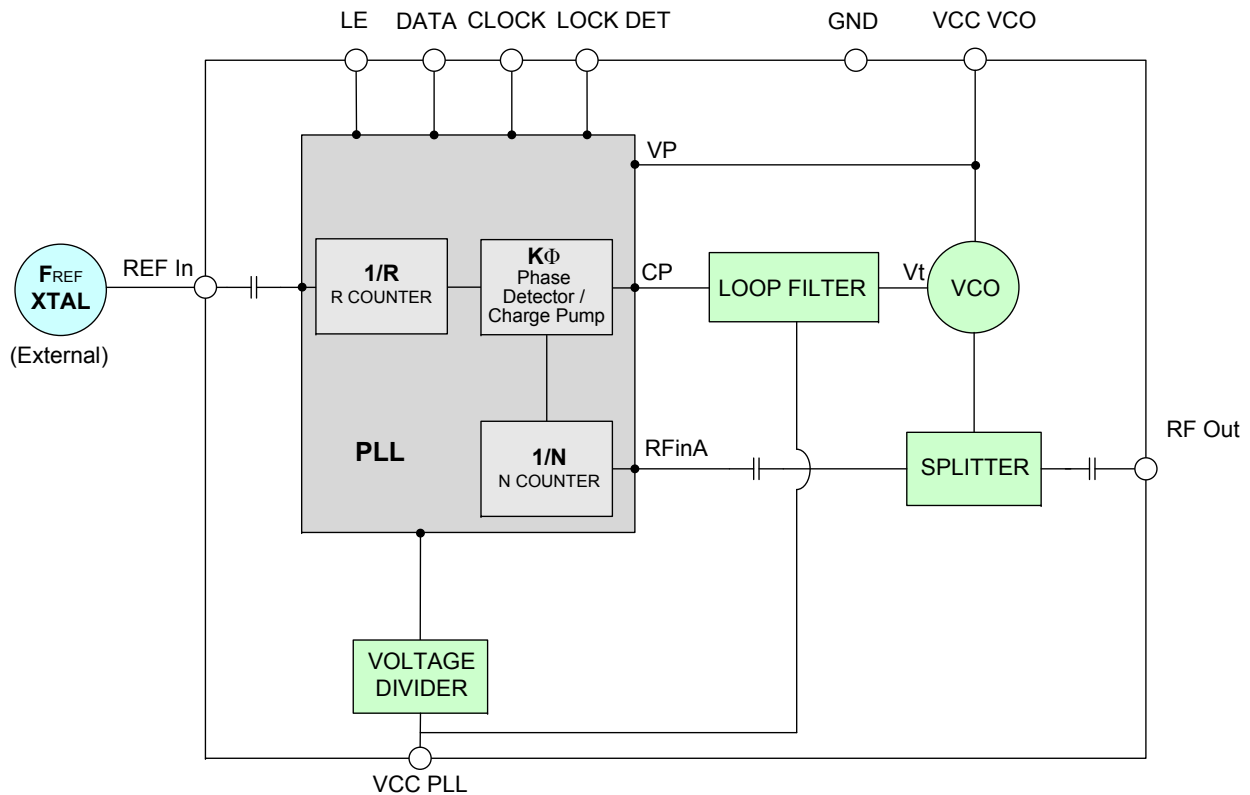
### Applications

- Point-to-Point

### General Description

The DSN-1500A-1119+ is a Frequency Synthesizer, designed to operate from 1100 to 1500 MHz for Point-to-Point application. The DSN-1500A-1119+ is packaged in a metal case (size of 1.25" x 1.00" x 0.20") to shield against unwanted signals and noise. To enhance the robustness of DSN-1500A-1119+, each internal component is secured to the substrate with chip bonder, thereby eliminating the risk of tombstoning during subsequent solder reflow operations by the customer.

### Simplified Schematic



IF/RF MICROWAVE COMPONENTS • ISO 9001 ISO 14001 AS9100 CERTIFIED RoHS compliant  
 P.O. Box 350166, Brooklyn, New York 11235-0003 (718) 934-4500 Fax (718) 332-4661



The Design Engineers Search Engine finds the model you need, Instantly • For detailed performance specs & shopping online see [minicircuits.com](http://www.minicircuits.com)

Notes: 1. Performance and quality attributes and conditions not expressly stated in this specification sheet are intended to be excluded and do not form a part of this specification sheet. 2. Electrical specifications and performance data contained herein are based on Mini-Circuit's applicable established test performance criteria and measurement instructions. 3. The parts covered by this specification sheet are subject to Mini-Circuits standard limited warranty and terms and conditions (collectively, "Standard Terms"); Purchasers of this part are entitled to the rights and benefits contained therein. For a full statement of the Standard Terms and the exclusive rights and remedies thereunder, please visit Mini-Circuits' website at [www.minicircuits.com/MCLStore/terms.jsp](http://www.minicircuits.com/MCLStore/terms.jsp).



REV. OR  
 M127257  
 EDR-7028/8F1  
 DSN-1500A-1119+  
 Category-D6  
 RAV  
 100615  
 Page 2 of 11

**Electrical Specifications** (over operating temperature -33°C to +80°C)

Parameters	Test Conditions	Min.	Typ.	Max.	Units	
Frequency Range	-	1100	-	1500	MHz	
Step Size	-	-	500	-	kHz	
Settling Time	Within ± 1 kHz	-	30	-	mSec	
Output Power	-	+2.5	+5.5	+7.5	dBm	
SSB Phase Noise	@ 100 Hz offset	-	-71	-	dBc/Hz	
	@ 1 kHz offset	-	-75	-65		
	@ 10 kHz offset	-	-93	-87		
	@ 100 kHz offset	-	-116	-110		
	@ 1 MHz offset	-	-140	-135		
Reference Spurious Suppression	Ref. Freq. 10 MHz	-	-112	-95	dBc	
Comparison Spurious Suppression	Step Size 500 kHz	-	-93	-78		
Non - Harmonic Spurious Suppression	-	-	-90	-		
Harmonic Suppression	-	-	-28	-10		
VCO Supply Voltage	+5.00	+4.75	+5.00	+5.25	V	
PLL Supply Voltage	+12.50	+12.25	+12.50	+12.75		
VCO Supply Current	-	-	36	43	mA	
PLL Supply Current	-	-	14	21		
Reference Input (External)	Frequency	10 (square wave) ensure slew rate (SR) > 50 V/μs		-	10	MHz
	Amplitude	1	-	-	1	V <sub>P-P</sub>
	Input impedance	-	-	-	100	KΩ
	Phase Noise @ 1 kHz offset	-	-	-	-140	dBc/Hz
RF Output port Impedance	-	-	50	-	Ω	
Input Logic Level	Input high voltage	-	2.65	-	-	V
	Input low voltage	-	-	-	0.65	V
Digital Lock Detect	Locked	-	2.85	-	3.70	V
	Unlocked	-	-	-	0.40	V
Frequency Synthesizer PLL	-	ADF4106				
PLL Programming	-	3-wire serial 3.3V CMOS				
Register Map @ 1500 MHz	F_Register	-	(MSB) 10011111100000000010010 (LSB)			
	N_Register	-	(MSB) 1000000101110101100001 (LSB)			
	R_Register	-	(MSB) 10000000000001010000 (LSB)			

**Absolute Maximum Ratings**

Parameters	Ratings
VCO Supply Voltage	5.8V
PLL Supply Voltage	14.0V
VCO Supply Voltage to PLL Supply Voltage	N.A.
Reference Frequency Voltage	0Vmin, +3.55Vmax
Data, Clock, LE Levels	0Vmin, +3.55Vmax
Operating Temperature	-40°C to +85°C
Storage Temperature	-55°C to +100°C

Permanent damage may occur if any of these limits are exceeded



**IF/RF MICROWAVE COMPONENTS** • ISO 9001 ISO 14001 AS9100 CERTIFIED RoHS compliant  
 P.O. Box 350166, Brooklyn, New York 11235-0003 (718) 934-4500 Fax (718) 332-4661  
 The Design Engineers Search Engine finds the model you need, Instantly • For detailed performance specs & shopping online see [minicircuits.com](http://minicircuits.com)

Notes: 1. Performance and quality attributes and conditions not expressly stated in this specification sheet are intended to be excluded and do not form a part of this specification sheet. 2. Electrical specifications and performance data contained herein are based on Mini-Circuit's applicable established test performance criteria and measurement instructions. 3. The parts covered by this specification sheet are subject to Mini-Circuits standard limited warranty and terms and conditions (collectively, "Standard Terms"); Purchasers of this part are entitled to the rights and benefits contained therein. For a full statement of the Standard Terms and the exclusive rights and remedies thereunder, please visit Mini-Circuits' website at [www.minicircuits.com/MCLStore/terms.jsp](http://www.minicircuits.com/MCLStore/terms.jsp).

Typical Performance Data

FREQUENCY (MHz)	POWER OUTPUT (dBm)			VCO CURRENT (mA)			PLL CURENT (mA)		
	-38°C	+25°C	+85°C	-38°C	+25°C	+85°C	-38°C	+25°C	+85°C
	1100	5.19	5.70	5.54	33.58	36.30	37.90	11.84	13.53
1124	5.20	5.65	5.45	33.68	36.37	37.95	11.81	13.52	15.32
1168	5.40	5.77	5.45	33.85	36.47	38.01	11.80	13.51	15.32
1212	5.72	5.97	5.57	33.98	36.55	38.06	11.85	13.56	15.37
1256	5.57	5.75	5.30	34.14	36.65	38.11	11.84	13.55	15.36
1300	5.96	6.07	5.53	34.18	36.65	38.08	11.83	13.55	15.35
1344	5.73	5.74	5.15	34.25	36.67	38.05	11.82	13.53	15.33
1388	5.97	5.88	5.21	34.17	36.57	37.96	11.87	13.58	15.38
1432	5.66	5.48	4.75	34.14	36.50	37.89	11.85	13.56	15.37
1476	5.52	5.24	4.50	34.00	36.37	37.80	11.84	13.55	15.35
1500	5.34	5.07	4.30	33.93	36.30	37.75	11.86	13.57	15.37

FREQUENCY (MHz)	HARMONICS (dBc)					
	F2			F3		
	-38°C	+25°C	+85°C	-38°C	+25°C	+85°C
1100	-15.62	-19.89	-27.30	-20.31	-23.41	-28.92
1124	-16.71	-20.94	-28.50	-21.64	-25.15	-31.60
1168	-17.95	-23.05	-31.58	-24.48	-29.05	-35.98
1212	-19.42	-25.18	-34.34	-27.45	-32.92	-38.92
1256	-21.75	-28.70	-35.79	-31.51	-38.12	-41.29
1300	-25.15	-33.14	-35.79	-35.66	-42.52	-44.16
1344	-27.34	-33.39	-33.80	-37.53	-45.80	-47.97
1388	-31.61	-34.05	-33.83	-40.48	-49.08	-49.17
1432	-31.31	-33.36	-33.99	-44.97	-55.54	-50.83
1476	-31.34	-32.76	-33.76	-55.38	-56.35	-51.75
1500	-29.85	-31.55	-32.99	-48.67	-65.20	-55.54



IF/RF MICROWAVE COMPONENTS • ISO 9001 ISO 14001 AS9100 CERTIFIED RoHS compliant  
 P.O. Box 350166, Brooklyn, New York 11235-0003 (718) 934-4500 Fax (718) 332-4661



The Design Engineers Search Engine finds the model you need, Instantly • For detailed performance specs & shopping online see



Notes: 1. Performance and quality attributes and conditions not expressly stated in this specification sheet are intended to be excluded and do not form a part of this specification sheet. 2. Electrical specifications and performance data contained herein are based on Mini-Circuit's applicable established test performance criteria and measurement instructions. 3. The parts covered by this specification sheet are subject to Mini-Circuits standard limited warranty and terms and conditions (collectively, "Standard Terms"); Purchasers of this part are entitled to the rights and benefits contained therein. For a full statement of the Standard Terms and the exclusive rights and remedies thereunder, please visit Mini-Circuits' website at [www.minicircuits.com/MCLStore/terms.jsp](http://www.minicircuits.com/MCLStore/terms.jsp).

FREQUENCY (MHz)	PHASE NOISE (dBc/Hz) @ OFFSETS				
	+25°C				
	100Hz	1kHz	10kHz	100kHz	1MHz
1100	-78.02	-80.25	-96.34	-118.99	-139.04
1124	-76.67	-80.75	-95.79	-118.86	-140.84
1168	-74.44	-77.25	-94.77	-117.78	-141.53
1212	-69.93	-74.66	-93.64	-116.68	-141.18
1256	-70.04	-73.75	-92.89	-115.65	-140.52
1300	-69.62	-72.83	-92.27	-114.77	-139.84
1344	-68.88	-71.72	-91.84	-114.46	-139.66
1388	-66.44	-71.67	-91.55	-114.32	-139.20
1432	-62.96	-70.49	-91.60	-114.62	-139.55
1476	-66.69	-70.37	-92.25	-114.99	-139.88
1500	-69.84	-70.98	-92.57	-115.23	-140.24

FREQUENCY (MHz)	PHASE NOISE (dBc/Hz) @ OFFSETS				
	-38°C				
	100Hz	1kHz	10kHz	100kHz	1MHz
1100	-80.54	-83.12	-99.67	-121.55	-138.88
1124	-79.43	-83.28	-99.75	-121.99	-138.86
1168	-77.12	-82.90	-99.73	-122.20	-140.10
1212	-76.17	-80.88	-99.36	-122.12	-141.87
1256	-76.01	-79.37	-98.00	-120.91	-143.27
1300	-73.38	-76.30	-96.25	-119.34	-143.37
1344	-73.54	-74.22	-95.16	-118.14	-143.06
1388	-72.44	-74.96	-94.26	-117.16	-142.15
1432	-69.94	-72.85	-94.31	-116.85	-142.04
1476	-70.41	-73.12	-94.23	-117.11	-142.17
1500	-70.38	-73.29	-94.54	-117.19	-142.39

FREQUENCY (MHz)	PHASE NOISE (dBc/Hz) @ OFFSETS				
	+85°C				
	100Hz	1kHz	10kHz	100kHz	1MHz
1100	-69.36	-75.68	-91.86	-115.23	-138.94
1124	-69.03	-74.85	-91.79	-115.17	-139.01
1168	-68.81	-73.60	-91.06	-114.80	-139.00
1212	-68.25	-73.30	-90.67	-114.31	-138.73
1256	-67.67	-71.02	-90.44	-114.00	-138.69
1300	-65.29	-71.98	-90.52	-113.78	-138.43
1344	-68.28	-70.21	-90.58	-114.11	-138.41
1388	-67.14	-69.96	-90.34	-114.17	-138.68
1432	-66.96	-70.88	-90.73	-114.63	-139.05
1476	-68.83	-71.68	-91.42	-115.12	-139.40
1500	-67.43	-71.76	-91.79	-115.31	-139.57



IF/RF MICROWAVE COMPONENTS • ISO 9001 ISO 14001 AS9100 CERTIFIED RoHS compliant  
 P.O. Box 350166, Brooklyn, New York 11235-0003 (718) 934-4500 Fax (718) 332-4661



The Design Engineers Search Engine finds the model you need, Instantly • For detailed performance specs & shopping online see



Notes: 1. Performance and quality attributes and conditions not expressly stated in this specification sheet are intended to be excluded and do not form a part of this specification sheet. 2. Electrical specifications and performance data contained herein are based on Mini-Circuit's applicable established test performance criteria and measurement instructions. 3. The parts covered by this specification sheet are subject to Mini-Circuits standard limited warranty and terms and conditions (collectively, "Standard Terms"); Purchasers of this part are entitled to the rights and benefits contained therein. For a full statement of the Standard Terms and the exclusive rights and remedies thereunder, please visit Mini-Circuits' website at [www.minicircuits.com/MCLStore/terms.jsp](http://www.minicircuits.com/MCLStore/terms.jsp).

COMPARISON SPURIOUS ORDER	COMPARISON SPURIOUS @Fcarrier 1100MHz+(n*Fcomparison) (dBc) note 1			COMPARISON SPURIOUS @Fcarrier 1300MHz+(n*Fcomparison) (dBc) note 1			COMPARISON SPURIOUS @Fcarrier 1500MHz+(n*Fcomparison) (dBc) note 1		
	n			n			n		
	-38°C	+25°C	+85°C	-38°C	+25°C	+85°C	-38°C	+25°C	+85°C
-5	-106.29	-108.47	-130.80	-115.42	-130.62	-115.91	-128.08	-126.91	-128.73
-4	-104.20	-106.75	-125.39	-115.44	-127.83	-114.60	-126.15	-125.60	-125.75
-3	-101.33	-104.51	-122.77	-114.12	-125.79	-113.39	-124.96	-123.55	-123.62
-2	-99.18	-99.65	-108.02	-113.33	-114.21	-109.27	-115.38	-121.75	-119.58
-1	-92.75	-93.59	-95.28	-99.84	-102.83	-102.02	-100.00	-109.46	-113.84
0 note 2	-	-	-	-	-	-	-	-	-
+1	-92.78	-93.21	-95.48	-99.65	-102.61	-102.44	-99.36	-108.67	-113.82
+2	-99.23	-99.56	-108.71	-114.23	-113.84	-111.83	-114.37	-122.87	-115.50
+3	-101.75	-104.55	-122.19	-114.55	-120.56	-114.64	-123.60	-126.86	-119.42
+4	-103.84	-106.11	-121.70	-114.56	-125.45	-119.27	-130.38	-128.60	-121.25
+5	-105.86	-108.79	-129.11	-115.34	-125.04	-118.99	-130.82	-130.12	-126.82

Note 1: Comparison frequency 500 kHz  
 Note 2: All spurs are referenced to carrier signal (n=0).

REFERENCE SPURIOUS ORDER	REFERENCE SPURIOUS @Fcarrier 1100MHz+(n*Freferene) (dBc) note 3			REFERENCE SPURIOUS @Fcarrier 1300MHz+(n*Freferene) (dBc) note 3			REFERENCE SPURIOUS @Fcarrier 1500MHz+(n*Freferene) (dBc) note 3		
	n			n			n		
	-38°C	+25°C	+85°C	-38°C	+25°C	+85°C	-38°C	+25°C	+85°C
-5	-124.36	-125.18	-122.57	-126.29	-127.25	-125.52	-127.43	-126.88	-128.38
-4	-122.57	-131.25	-123.52	-132.35	-126.89	-129.88	-131.48	-121.79	-126.31
-3	-127.74	-117.89	-118.37	-119.62	-117.86	-119.14	-120.22	-120.25	-119.62
-2	-120.50	-129.18	-131.26	-129.81	-125.39	-129.13	-129.72	-120.56	-129.00
-1	-111.96	-110.79	-112.45	-112.16	-112.18	-110.14	-113.54	-112.96	-112.75
0 note 4	-	-	-	-	-	-	-	-	-
+1	-112.93	-114.52	-112.88	-117.36	-117.96	-112.72	-116.40	-116.64	-116.95
+2	-123.95	-125.59	-129.51	-134.63	-130.08	-119.57	-123.88	-122.35	-121.49
+3	-131.10	-117.83	-121.74	-127.73	-119.11	-119.92	-130.45	-123.54	-128.25
+4	-132.27	-128.68	-132.05	-124.46	-126.65	-131.59	-124.59	-129.80	-122.25
+5	-124.90	-124.61	-124.43	-122.73	-123.54	-133.84	-123.23	-124.90	-133.36

Note 3: Reference frequency 10 MHz  
 Note 4: All spurs are referenced to carrier signal (n=0).



IF/RF MICROWAVE COMPONENTS • ISO 9001 ISO 14001 AS9100 CERTIFIED RoHS compliant  
 P.O. Box 350166, Brooklyn, New York 11235-0003 (718) 934-4500 Fax (718) 332-4661

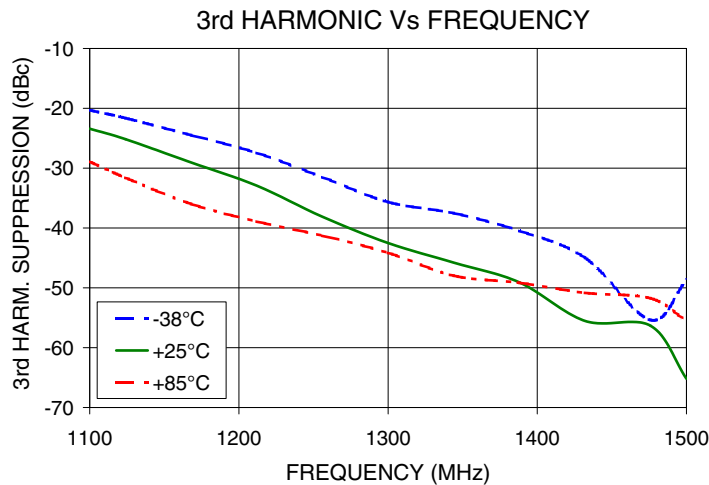
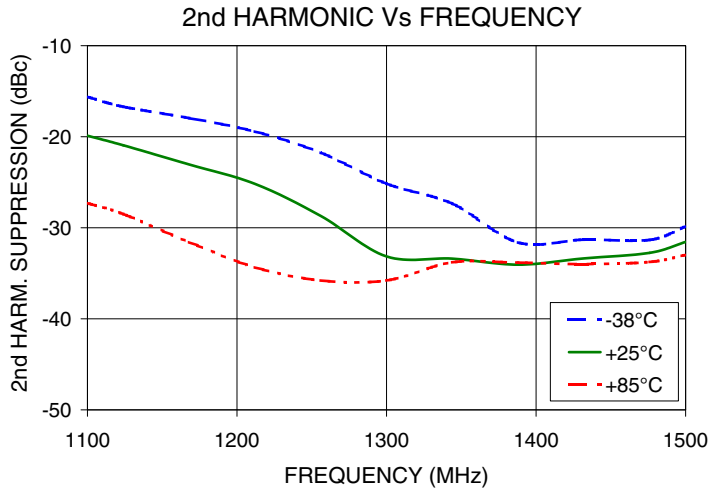
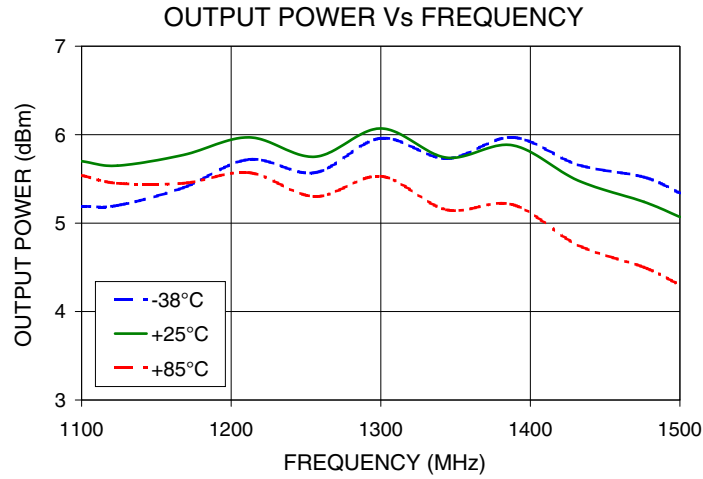


The Design Engineers Search Engine finds the model you need, Instantly • For detailed performance specs & shopping online see



Notes: 1. Performance and quality attributes and conditions not expressly stated in this specification sheet are intended to be excluded and do not form a part of this specification sheet. 2. Electrical specifications and performance data contained herein are based on Mini-Circuit's applicable established test performance criteria and measurement instructions. 3. The parts covered by this specification sheet are subject to Mini-Circuits standard limited warranty and terms and conditions (collectively, "Standard Terms"); Purchasers of this part are entitled to the rights and benefits contained therein. For a full statement of the Standard Terms and the exclusive rights and remedies thereunder, please visit Mini-Circuits' website at [www.minicircuits.com/MCLStore/terms.jsp](http://www.minicircuits.com/MCLStore/terms.jsp).

Typical Performance Curves



IF/RF MICROWAVE COMPONENTS • ISO 9001 ISO 14001 AS9100 CERTIFIED RoHS compliant  
 P.O. Box 350166, Brooklyn, New York 11235-0003 (718) 934-4500 Fax (718) 332-4661

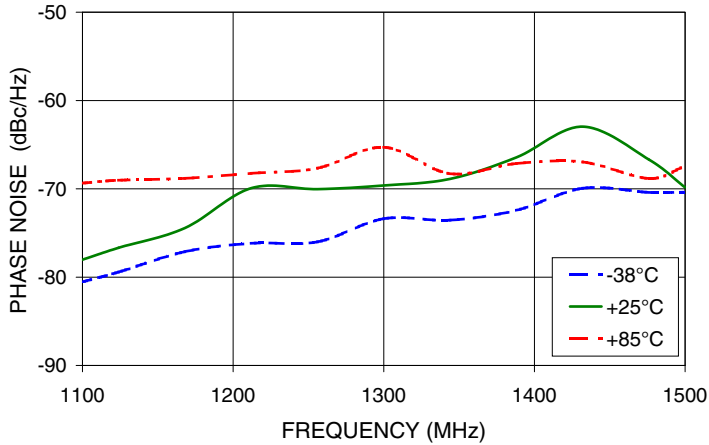


The Design Engineers Search Engine finds the model you need, Instantly • For detailed performance specs & shopping online see

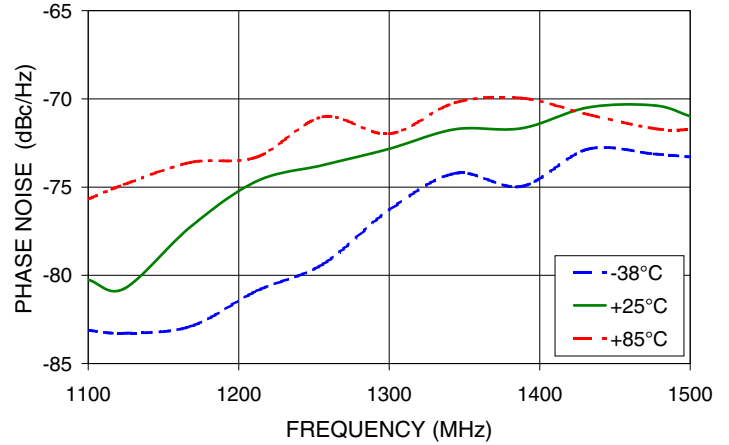


Notes: 1. Performance and quality attributes and conditions not expressly stated in this specification sheet are intended to be excluded and do not form a part of this specification sheet. 2. Electrical specifications and performance data contained herein are based on Mini-Circuit's applicable established test performance criteria and measurement instructions. 3. The parts covered by this specification sheet are subject to Mini-Circuits standard limited warranty and terms and conditions (collectively, "Standard Terms"); Purchasers of this part are entitled to the rights and benefits contained therein. For a full statement of the Standard Terms and the exclusive rights and remedies thereunder, please visit Mini-Circuits' website at [www.minicircuits.com/MCLStore/terms.jsp](http://www.minicircuits.com/MCLStore/terms.jsp).

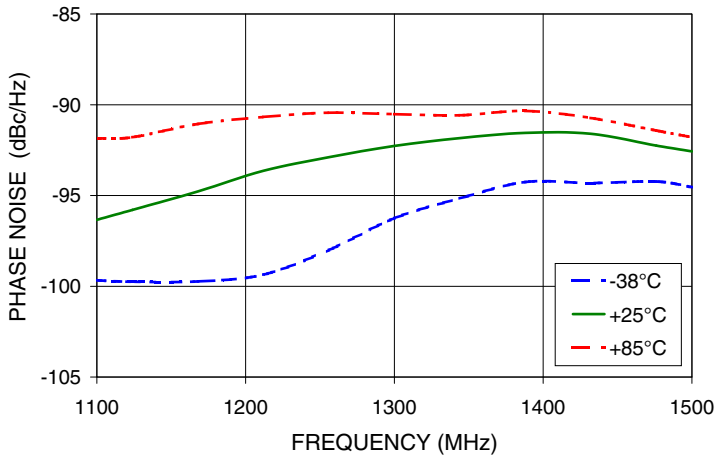
PHASE NOISE @ 100Hz offset



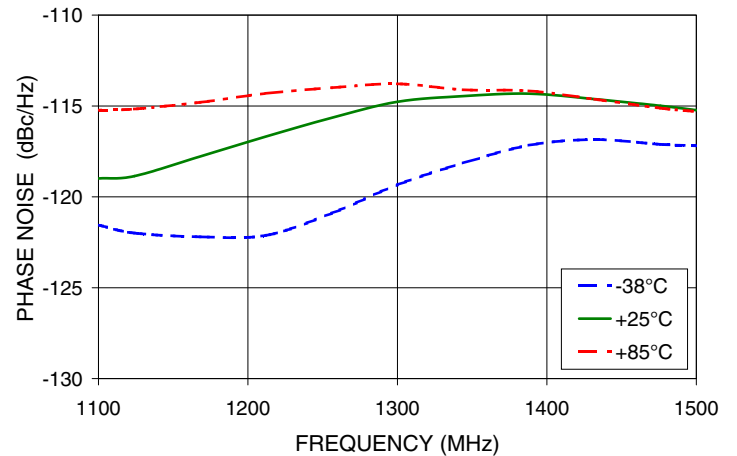
PHASE NOISE @ 1kHz offset



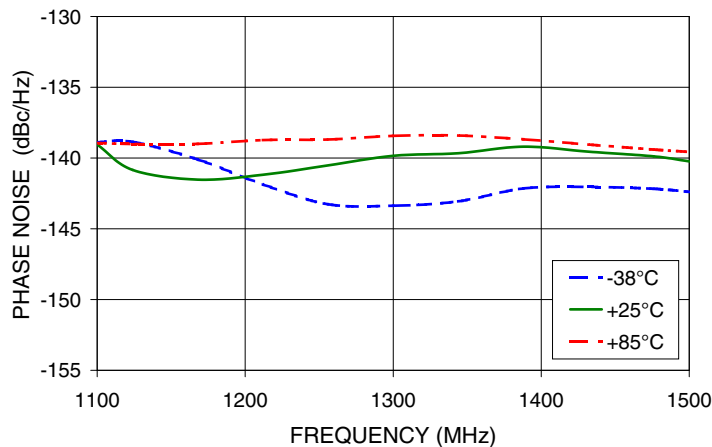
PHASE NOISE @ 10kHz offset



PHASE NOISE @ 100kHz offset



PHASE NOISE @ 1MHz offset



IF/RF MICROWAVE COMPONENTS • ISO 9001 ISO 14001 AS9100 CERTIFIED RoHS compliant  
 P.O. Box 350166, Brooklyn, New York 11235-0003 (718) 934-4500 Fax (718) 332-4661

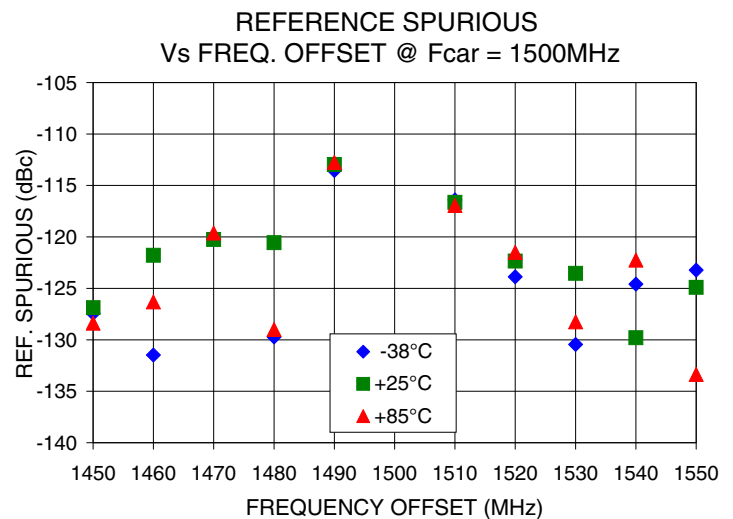
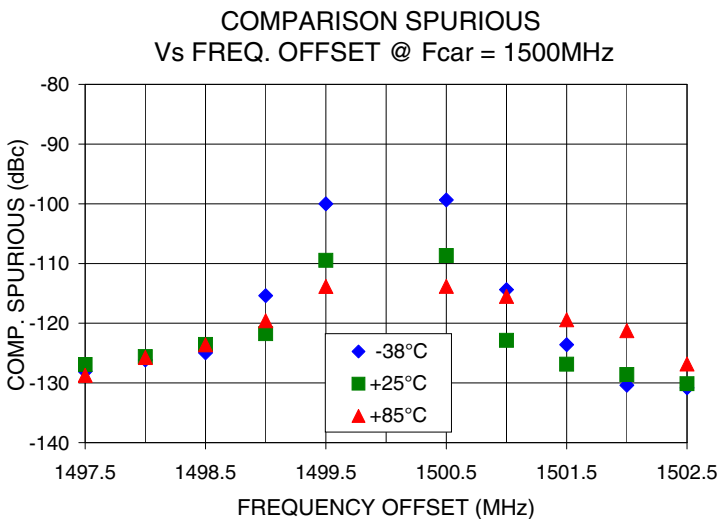
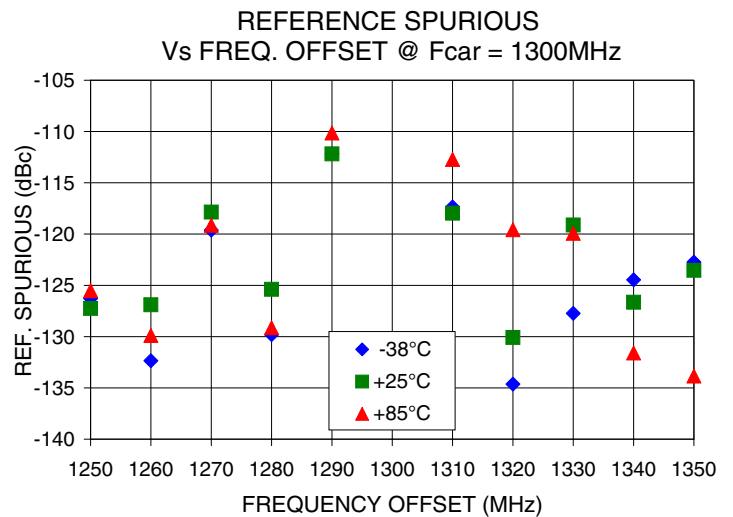
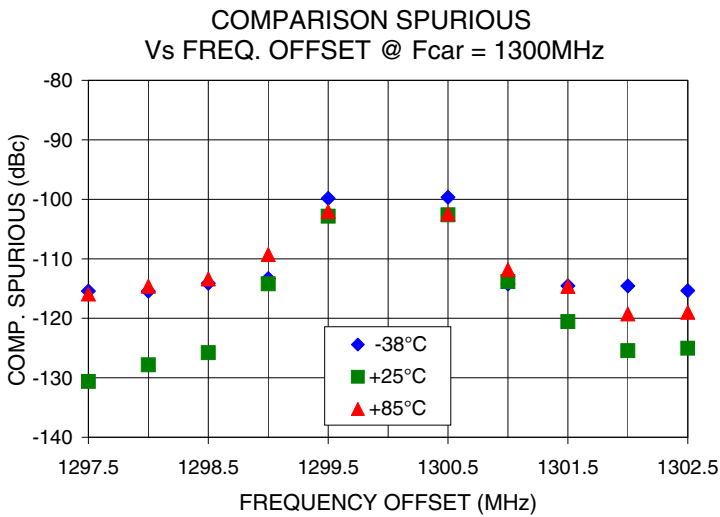
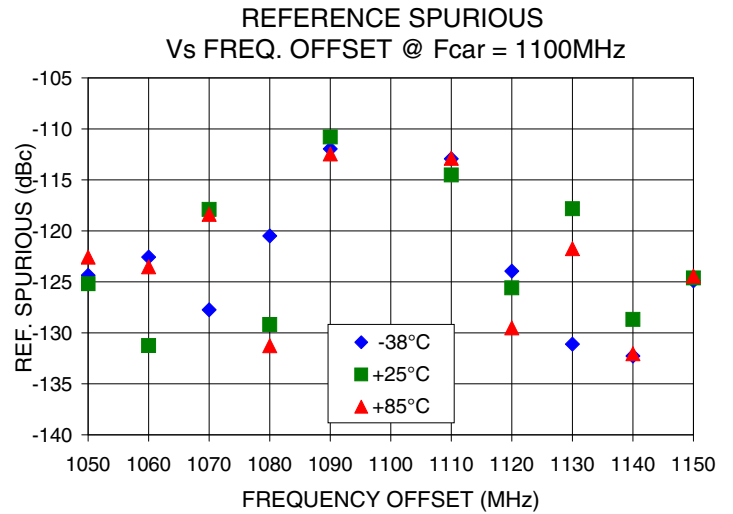
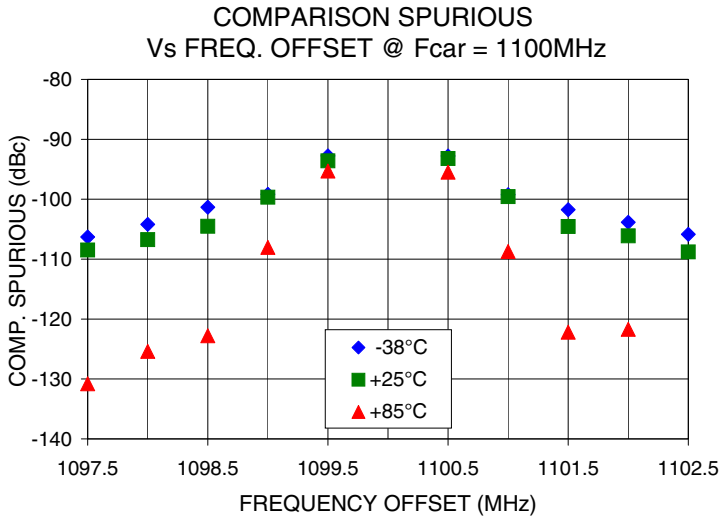


The Design Engineers Search Engine finds the model you need, Instantly • For detailed performance specs & shopping online see



Notes: 1. Performance and quality attributes and conditions not expressly stated in this specification sheet are intended to be excluded and do not form a part of this specification sheet. 2. Electrical specifications and performance data contained herein are based on Mini-Circuit's applicable established test performance criteria and measurement instructions. 3. The parts covered by this specification sheet are subject to Mini-Circuits standard limited warranty and terms and conditions (collectively, "Standard Terms"); Purchasers of this part are entitled to the rights and benefits contained therein. For a full statement of the Standard Terms and the exclusive rights and remedies thereunder, please visit Mini-Circuits' website at [www.minicircuits.com/MCLStore/terms.jsp](http://www.minicircuits.com/MCLStore/terms.jsp).





IF/RF MICROWAVE COMPONENTS • ISO 9001 ISO 14001 AS9100 CERTIFIED RoHS compliant  
P.O. Box 350166, Brooklyn, New York 11235-0003 (718) 934-4500 Fax (718) 332-4661

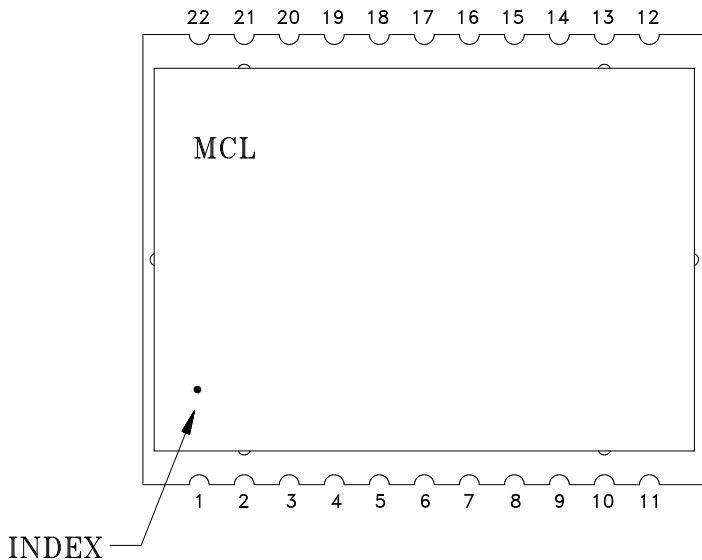


The Design Engineers Search Engine finds the model you need, Instantly • For detailed performance specs & shopping online see



Notes: 1. Performance and quality attributes and conditions not expressly stated in this specification sheet are intended to be excluded and do not form a part of this specification sheet. 2. Electrical specifications and performance data contained herein are based on Mini-Circuit's applicable established test performance criteria and measurement instructions. 3. The parts covered by this specification sheet are subject to Mini-Circuits standard limited warranty and terms and conditions (collectively, "Standard Terms"); Purchasers of this part are entitled to the rights and benefits contained therein. For a full statement of the Standard Terms and the exclusive rights and remedies thereunder, please visit Mini-Circuits' website at [www.minicircuits.com/MCLStore/terms.jsp](http://www.minicircuits.com/MCLStore/terms.jsp).

Pin Configuration

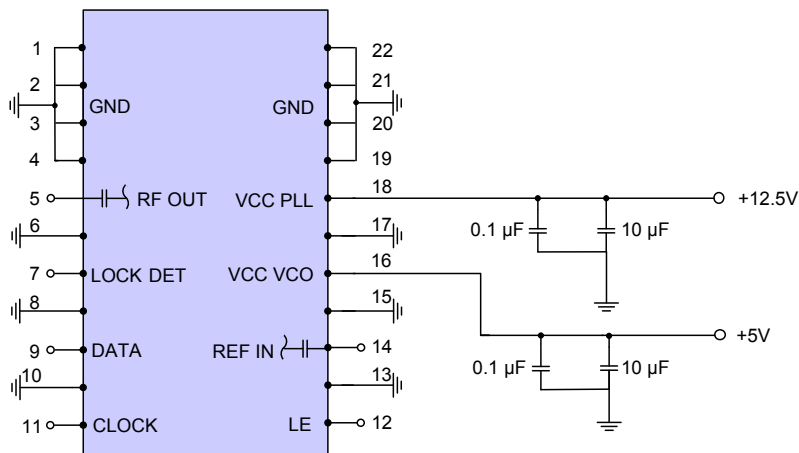


Pin Connection

Pin Number	Function	Pin Number	Function
1	GND	12	LE
2	GND	13	GND
3	GND	14	REF IN
4	GND	15	GND
5	RF OUT	16	VCC VCO
6	GND	17	GND
7	LOCK DET	18	VCC PLL
8	GND	19	GND
9	DATA	20	GND
10	GND	21	GND
11	CLOCK	22	GND

Recommended Application Circuit

Note: REF IN and RF OUT ports are internally AC coupled.



IF/RF MICROWAVE COMPONENTS • ISO 9001 ISO 14001 AS9100 CERTIFIED RoHS compliant  
 P.O. Box 350166, Brooklyn, New York 11235-0003 (718) 934-4500 Fax (718) 332-4661

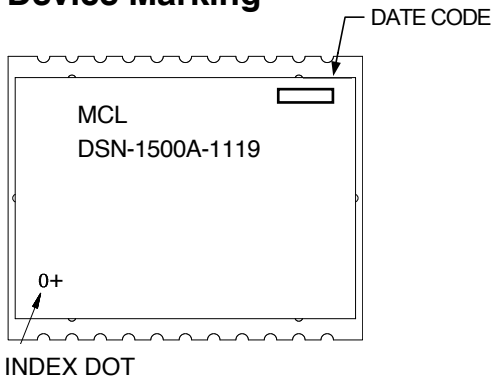


The Design Engineers Search Engine finds the model you need, Instantly • For detailed performance specs & shopping online see



Notes: 1. Performance and quality attributes and conditions not expressly stated in this specification sheet are intended to be excluded and do not form a part of this specification sheet. 2. Electrical specifications and performance data contained herein are based on Mini-Circuit's applicable established test performance criteria and measurement instructions. 3. The parts covered by this specification sheet are subject to Mini-Circuits standard limited warranty and terms and conditions (collectively, "Standard Terms"); Purchasers of this part are entitled to the rights and benefits contained therein. For a full statement of the Standard Terms and the exclusive rights and remedies thereunder, please visit Mini-Circuits' website at [www.minicircuits.com/MCLStore/terms.jsp](http://www.minicircuits.com/MCLStore/terms.jsp).

## Device Marking



### Additional Detailed Technical Information

Additional information is available on our web site. To access this information enter the model number on our web site home page.

**Case Style:** KL942

**Tape & Reel:** TR-F97

**Suggested Layout for PCB Design:** PL-318

**Evaluation Board:** TB-553+

**Environment Ratings:** ENV03T2



IF/RF MICROWAVE COMPONENTS • ISO 9001 ISO 14001 AS9100 CERTIFIED RoHS compliant  
P.O. Box 350166, Brooklyn, New York 11235-0003 (718) 934-4500 Fax (718) 332-4661



The Design Engineers Search Engine finds the model you need, Instantly • For detailed performance specs & shopping online see



Notes: 1. Performance and quality attributes and conditions not expressly stated in this specification sheet are intended to be excluded and do not form a part of this specification sheet. 2. Electrical specifications and performance data contained herein are based on Mini-Circuit's applicable established test performance criteria and measurement instructions. 3. The parts covered by this specification sheet are subject to Mini-Circuits standard limited warranty and terms and conditions (collectively, "Standard Terms"); Purchasers of this part are entitled to the rights and benefits contained therein. For a full statement of the Standard Terms and the exclusive rights and remedies thereunder, please visit Mini-Circuits' website at [www.minicircuits.com/MCLStore/terms.jsp](http://www.minicircuits.com/MCLStore/terms.jsp).