

PLEASE CHECK WWW.MOLEX.COM FOR LATEST PART INFORMATION

Part Number: [0714300008](#)
Status: **Active**
Description: 0.80mm (.031") Pitch Ultra+™ VHDCI Receptacle, Right Angle, with or without Enhanced Shield, 68 Circuits

Documents:

3D Model	Product Specification PS-71425-9999 (PDF)
Test Summary (PDF)	RoHS Certificate of Compliance (PDF)
Drawing (PDF)	

Agency Certification


CSA	LR19980
UL	E29179

General

Product Family	I/O Connectors
Series	71430
Application	Wire-to-Board
Component Type	Receptacle
Product Name	SCSI+, VHDCI
Type	N/A

Physical

Boot Color	N/A
Circuits (Loaded)	68
Circuits (maximum)	68
Color - Resin	Black
Durability (mating cycles max)	500
Flammability	94V-0
Gender	Receptacle
Lock to Mating Part	Yes
Material - Plating Mating	Gold
Material - Resin	High Temperature Thermoplastic
Number of Rows	2
Orientation	Right Angle
PC Tail Length (in)	0.082 In
PC Tail Length (mm)	2.08 mm
PCB Locator	Yes
PCB Retention	Yes
PCB Thickness Recommended (in)	0.063 In
PCB Thickness Recommended (mm)	1.60 mm
Packaging Type	Tube
Panel Mount	Yes
Pitch - Mating Interface (in)	0.031 In
Pitch - Mating Interface (mm)	0.80 mm
Pitch - Term. Interface (in)	0.031 In
Pitch - Term. Interface (mm)	0.80 mm
Polarized to Mating Part	Yes
Polarized to PCB	Yes
Ports	1
Surface Mount Compatible (SMC)	Yes
Temperature Range - Operating	-55°C to +85°C
Termination Interface: Style	Through Hole
Waterproof / Dustproof	No
Wire Size AWG	N/A



EU RoHS

RoHS Compliant by Exemption

REACH SVHC

Not Reviewed

Halogen-Free

Status

Not Reviewed

China RoHS



Need more information on product environmental compliance?

Email productcompliance@molex.com
 For a multiple part number RoHS Certificate of Compliance, [click here](#)

Please visit the [Contact Us](#) section for any non-product compliance questions.

Search Parts in this Series

[71430Series](#)

Mates With

[71425 Ultra+™ VHDCI Plug Kit](#)

Electrical

Current - Maximum per Contact	0.5A
Shield Type	With Enhanced Shield
Shielded	Yes
Voltage - Maximum	30V AC (RMS)/DC

Solder Process Data

Duration at Max. Process Temperature (seconds)	40
Lead-free Process Capability	Wave Capable (TH only)
Max. Cycles at Max. Process Temperature	3
Process Temperature max. C	245

Material Info**Reference - Drawing Numbers**

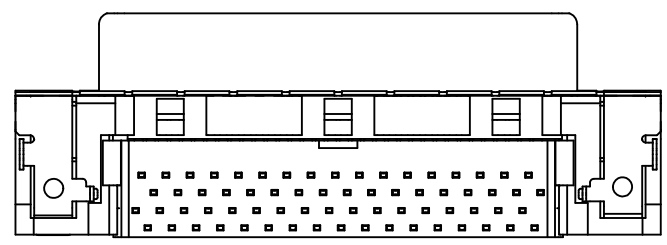
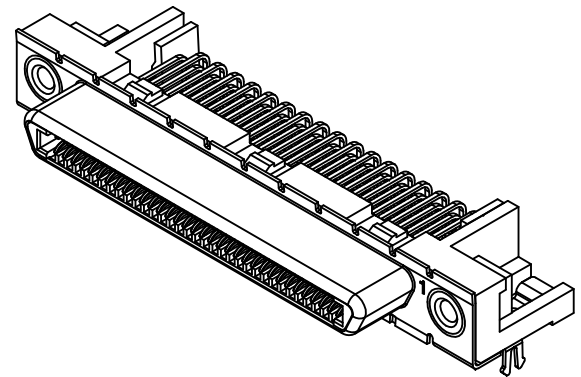
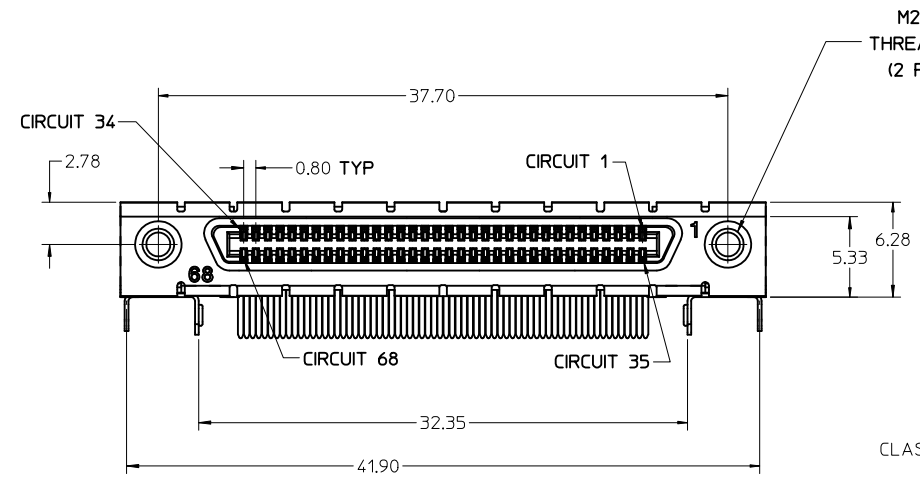
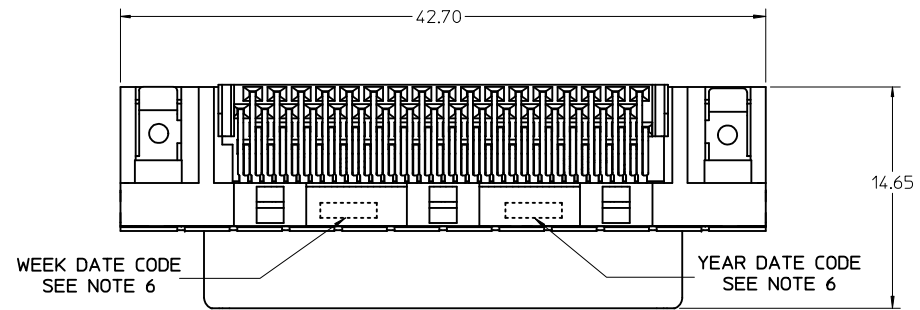
Product Specification	PS-71425-9999
Sales Drawing	SD-71430-015

This document was generated on 04/05/2010

PLEASE CHECK WWW.MOLEX.COM FOR LATEST PART INFORMATION

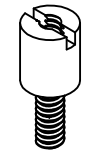
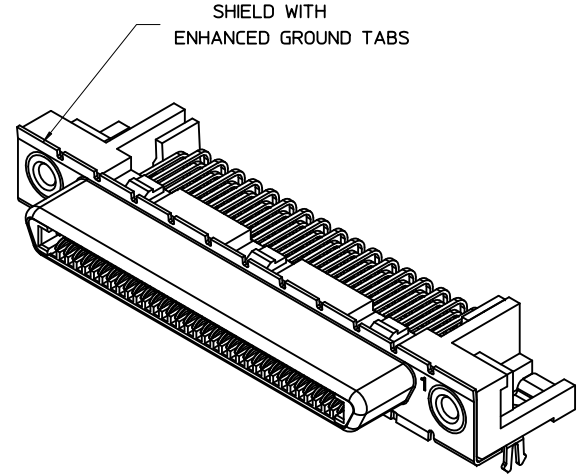
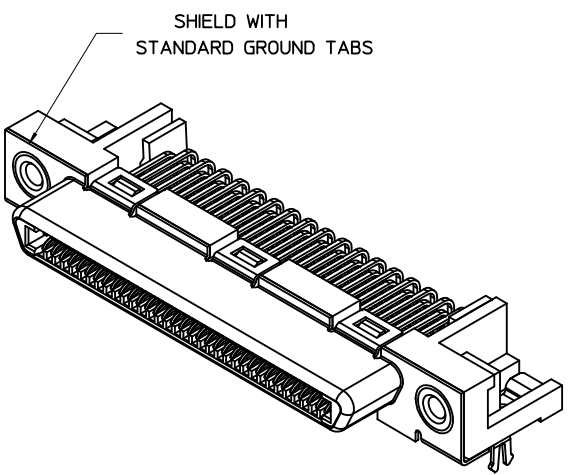
NOTES:

1. MATERIALS:
 HOUSING: HIGH TEMPERATURE THERMOPLASTIC, UL94 V-0, COLOR:BLACK
 TAIL ALIGNER: HIGH TEMPERATURE THERMOPLASTIC,
 TERMINAL: HIGH PERFORMANCE COPPER ALLOY
 BRACKET: BRASS
 SHELL: STEEL
 INSERT: BRASS
2. FINISHES:
 TERMINAL: 0.05-0.25 MICROMETERS GOLD FLASH IN CRITICAL AREA
 OVER 0.75 MICROMETERS MINIMUM PALLADIUM NICKEL IN
 CRITICAL AREA. 1.87 MICROMETERS MINIMUM TIN IN
 SOLDER TAIL AREA OVER 1.25 MICROMETERS MINIMUM NICKEL.
 BRACKET: 5.0 MICROMETERS BRIGHT TIN OVER 2.50 MICROMETERS COPPER.
 SHIELD: 3.8 MICROMETERS MINIMUM BRIGHT TIN OVER 1.3 MICROMETERS
 MINIMUM NICKEL OVER COPPER FLASH (OPTIONAL).
 INSERT: 2.54 MICROMETERS MINIMUM NICKEL.
3. PART PERFORMS TO MOLEX PRODUCT SPECIFICATION
 PS-71425-9999.
4. PACKAGE PER PK-71430-0101.
5. APPLICABLE STANDARDS: EIA-3652 AND SFF-8441.
6. DATE CODE: YR/WK PER EIA-476-A.
7. PRODUCT COMPLIES WITH COSMETIC SPECIFICATION PS-45499-002.
 SEE SIDE VIEW FOR SURFACE CLASSIFICATIONS.
8. TORQUE TO INSTALL SCREWLOCKS INTO THREADED INSERTS:
 0.34 Nm MAXIMUM.



CHANGE PACKAGING EC NO: UCP2010-1970 DRWN:MSIBARRA 2010/02/11 CHKD:BBARKER 11/15/2002 APPR:SMILLER 2010/04/20	DESCRIPTION REV:	QUALITY SYMBOLS ▽=0 ▽=0 ▽=0	GENERAL TOLERANCES (UNLESS SPECIFIED) mm INCH 4 PLACES ± --- ± --- 3 PLACES ± --- ± --- 2 PLACES ± 0.13 ± --- 1 PLACE ± 0.25 ± --- ANGULAR ±1/2°	DIMENSION STYLE MM ONLY DRAWN BY DATE KSTILES 11/14/2002 CHECKED BY DATE KSTILES 11/15/2002 APPROVED BY DATE MBNAKIS 11/22/2002	SCALE 4:1 TITLE VHDCI RIGHT ANGLE ASSEMBLY	DESIGN UNITS METRIC THIRD ANGLE PROJECTION	MATERIAL NO. SEE TABLE	DOCUMENT NO. SD-71430-015	SHEET NO. 1 OF 3	
		DRAFT WHERE APPLICABLE MUST REMAIN WITHIN DIMENSIONS	SIZE C	THIS DRAWING CONTAINS INFORMATION THAT IS PROPRIETARY TO MOLEX INCORPORATED AND SHOULD NOT BE USED WITHOUT WRITTEN PERMISSION						
		MOLEX INCORPORATED								
		MOLEX								

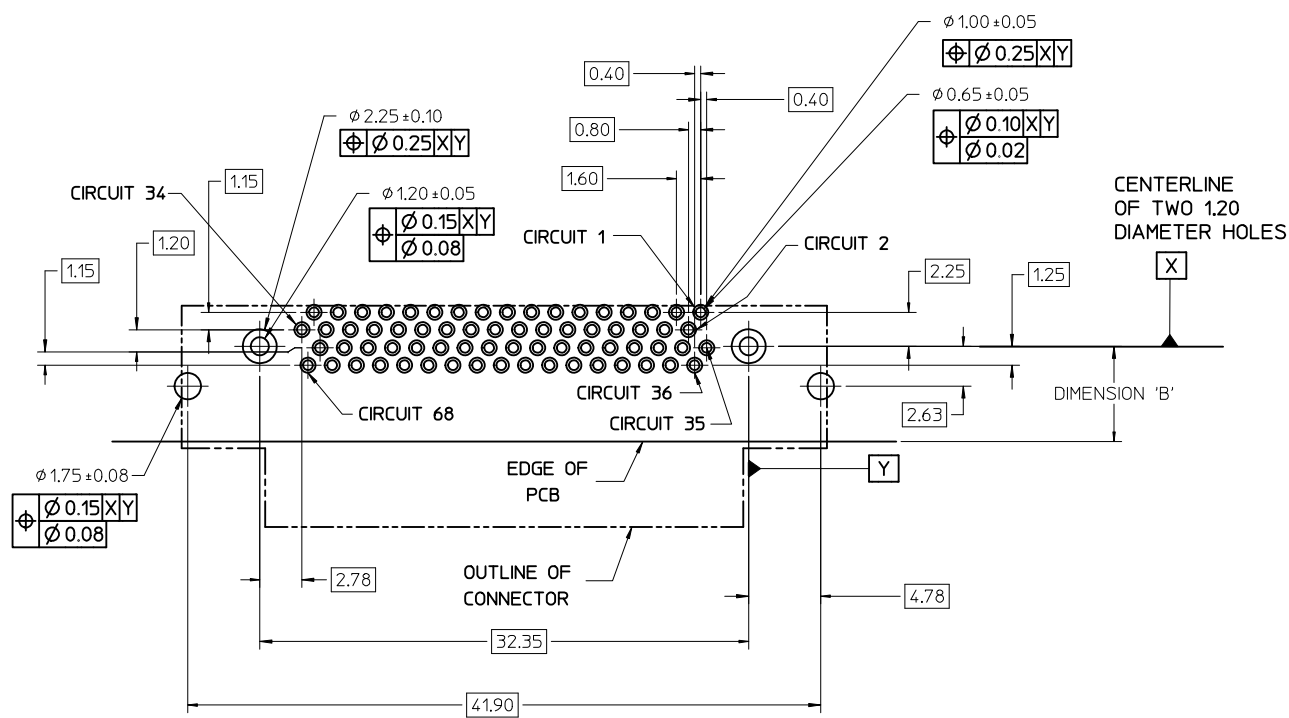
PCB THICKNESS	PART NUMBER	TAIL LENGTH 'T'	ENHANCED GROUND TABS	SCREWLOCKS	TAIL LOC. 'A'	HOLE LOCATION 'B'
1.60	71430-0101	2.08	NO	NONE	5.50	6.50 MAXIMUM
1.60	71430-0007	2.08	NO	LOOSE IN BAGS		
1.60	71430-0005	2.08	YES	NONE		
1.60	71430-0008	2.08	YES	LOOSE IN BAGS		
2.36	71430-0268	2.71	NO	NONE		
2.36	71430-0006	2.71	NO	INSTALLED		
2.36	71430-0004	2.71	YES	NONE		
2.36	71430-0009	2.71	YES	INSTALLED		
2.36	71430-0016	2.71	NO	LOOSE IN BAGS		
2.36	71430-0019	2.71	YES	LOOSE IN BAGS		
2.36	71430-0012	2.71	YES	NONE	5.30	6.30 MAXIMUM
1.60	71430-0013	2.08	YES	NONE		



OPTIONAL SCREWLOCK
PART NUMBER 71433-0002

SEE SHEET 1 EC NO: UCP2010-1970 DRWN:MS BARRA 2010/02/11 CHKD:BBARKER 11/15/2002 APPR:SMILLER 2010/04/20	QUALITY SYMBOLS 	GENERAL TOLERANCES (UNLESS SPECIFIED)		DIMENSION STYLE MM ONLY		SCALE 4:1	DESIGN UNITS METRIC	THIRD ANGLE PROJECTION			
		4 PLACES ± --- ± ---	3 PLACES ± --- ± ---	2 PLACES ± 0.13 ± ---	1 PLACE ± 0.25 ± ---	DRAWN BY KSTILES	DATE 11/14/2002	VHDCI RIGHT ANGLE ASSEMBLY			
		ANGULAR ±1/2°				CHECKED BY KSTILES	DATE 11/15/2002				
		DRAFT WHERE APPLICABLE MUST REMAIN WITHIN DIMENSIONS				APPROVED BY MBNAK1S		DATE 11/22/2002	MOLEX INCORPORATED		
				MATERIAL NO. SEE TABLE		DOCUMENT NO. SD-71430-015		SHEET NO. 2 OF 3			

THIS DRAWING CONTAINS INFORMATION THAT IS PROPRIETARY TO MOLEX INCORPORATED AND SHOULD NOT BE USED WITHOUT WRITTEN PERMISSION



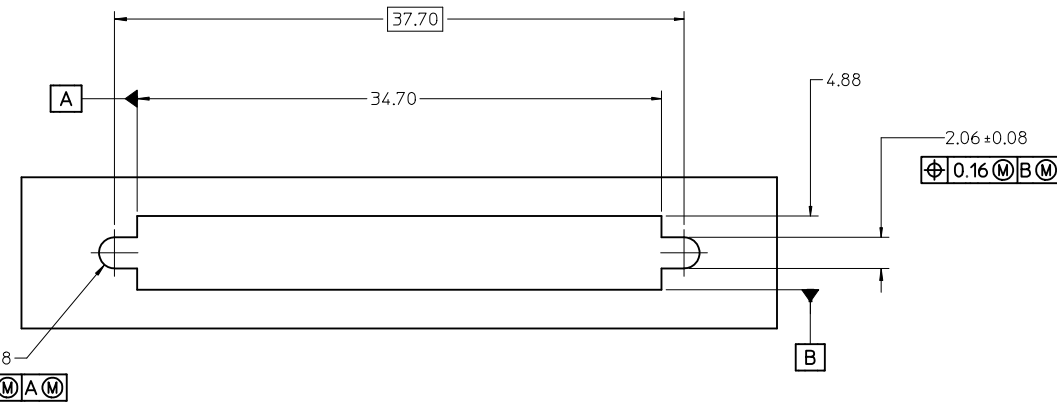
NOTES:

1. FOR FULL MATE WITH PLUG, PANEL THICKNESS SHOULD NOT EXCEED 1.0mm.

FUNCTIONAL MATING WITH MOLEX PLUG CAN STILL BE MAINTAINED WITH PANELS AS THICK AS 2.5mm (BUT PLUG AND RECEPTACLE WILL NOT BE FULLY MATED).

2. GUIDELINES FOR CHOOSING A MOLEX SCREWLOCK:

PANEL THICKNESS	RECOMMENDED SCREWLOCK
LESS THAN OR EQUAL TO 1.00 MM	71433-0002
1.01 TO 2.15 MM	71433-0010



SEE SHEET 1 EC NO: UCP2010-1970 DRWN:MS BARRA 2010/02/11 CHKD:BBARKER 11/15/2002 APPR:SMILLER 2010/04/20	QUALITY SYMBOLS $\nabla = 0$ $\nabla = 0$ $\nabla = 0$	GENERAL TOLERANCES (UNLESS SPECIFIED) <table border="1"> <thead> <tr> <th></th> <th>mm</th> <th>INCH</th> </tr> </thead> <tbody> <tr> <td>4 PLACES</td> <td>± 0.25</td> <td>± 0.010</td> </tr> <tr> <td>3 PLACES</td> <td>± 0.25</td> <td>± 0.010</td> </tr> <tr> <td>2 PLACES</td> <td>± 0.13</td> <td>± 0.005</td> </tr> <tr> <td>1 PLACE</td> <td>± 0.25</td> <td>± 0.010</td> </tr> </tbody> </table> ANGULAR $\pm 1/2^\circ$		mm	INCH	4 PLACES	± 0.25	± 0.010	3 PLACES	± 0.25	± 0.010	2 PLACES	± 0.13	± 0.005	1 PLACE	± 0.25	± 0.010	DIMENSION STYLE MM ONLY DRAWN BY DATE KSTILES 11/14/2002 CHECKED BY DATE KSTILES 11/15/2002 APPROVED BY DATE MBNAKIS 11/22/2002	SCALE 4:1 DESIGN UNITS METRIC THIRD ANGLE PROJECTION	TITLE VHDCI RIGHT ANGLE ASSEMBLY
		mm	INCH																	
	4 PLACES	± 0.25	± 0.010																	
	3 PLACES	± 0.25	± 0.010																	
2 PLACES	± 0.13	± 0.005																		
1 PLACE	± 0.25	± 0.010																		
		DRAFT WHERE APPLICABLE MUST REMAIN WITHIN DIMENSIONS	MATERIAL NO. SEE TABLE SIZE C	MOLEX INCORPORATED DOCUMENT NO. SD-71430-015	SHEET NO. 3 OF 3															
			THIS DRAWING CONTAINS INFORMATION THAT IS PROPRIETARY TO MOLEX INCORPORATED AND SHOULD NOT BE USED WITHOUT WRITTEN PERMISSION																	