

FRENCH CYLINDRICAL URGD

SEMICONDUCTOR PROTECTION FUSES



PROTISTOR® FUSES

600V - 660V AC

URGD from 63 up to 250A

SIZES: 27 X 60mm

Features/Benefits

- **Extremely high Interrupting rating Fuses:**
Protection of power Semiconductors according to IEC 269.1 and 4
- **600V-660V AC Voltage Rating**
- **aR Class** according to VDE 636-23 and IEC 269.4
- Model according to NF C 63210 and 63211 with built-in blown fuse indication

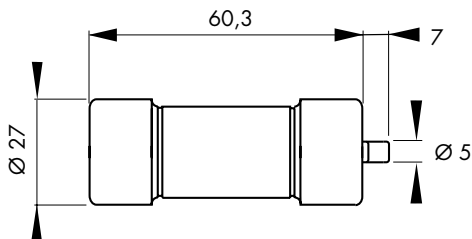
APPLICATIONS DATA

Voltage rating U_N (VAC)	Class	Current rating I_N (A)	pre-arcing I_{2t}^p @ 1 ms I_{2t}^p (A ² s)	Total clearing I_{2t}^c @ U_N I_{2t}^c (A ² s)	Watt losses		Tested interrupting rating
					$0.8 I_N$	I_N	
660 V	URGD	63	405	1840	12	22	200 kA @ 660 V
		80	860	3750	13.5	24.6	
		100	1620	6800	15	27	
		125	3425	13600	16	29.5	
		160	6480	24600	17	32.5	
		200	13700	61500	18.5	35.7	
600 V	URGD	250	29600	107000	21	40	200 kA @ 600 V

Minimum operating voltage for trip-indicator: 20 V

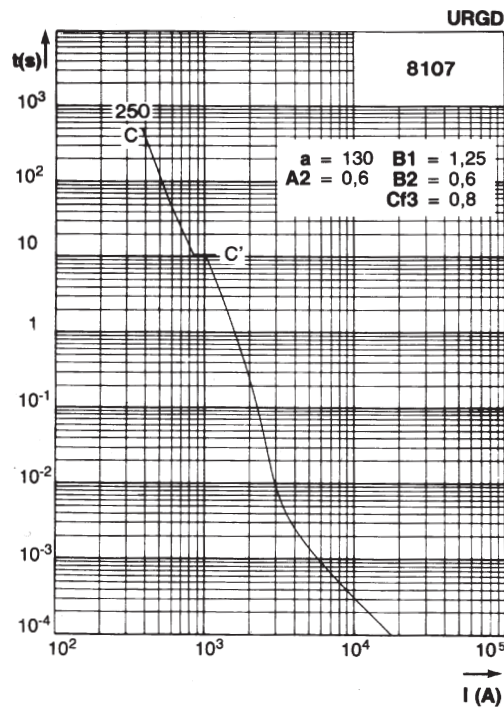
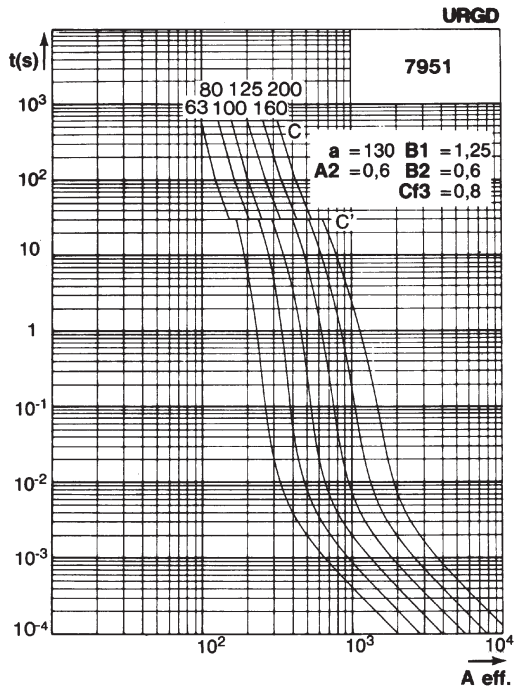
PART NUMBERS

27x60 - With blown fuse trip-indicator



TYPE	VOLTAGE	CURRENT RATING	CATALOG NO.	REF #
URGD	660 V	63 A	6.621 CP URGD 27x60/ 63	A 076820
		80 A	6.621 CP URGD 27x60/ 80	B 076821
		100 A	6.621 CP URGD 27x60/100	C 076822
		125 A	6.621 CP URGD 27x60/125	D 076823
		160 A	6.621 CP URGD 27x60/160	E 076824
		200 A	6.621 CP URGD 27x60/200	F 076825
URGD	600 V	250 A	621 CP URGD 27x60/250	W 076264

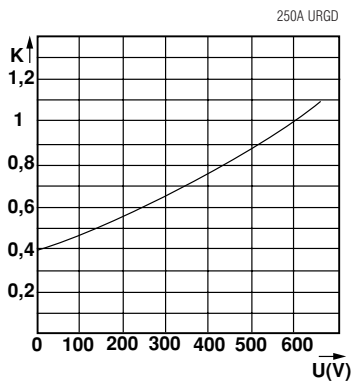
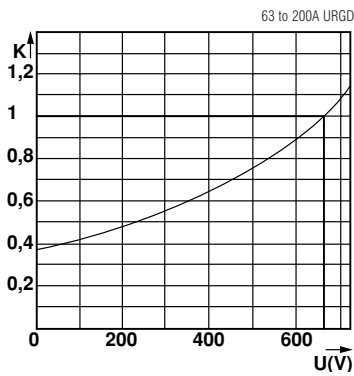
Melting Time-Current Data



Tolerance for the mean pre-arcing current $\pm 8\%$

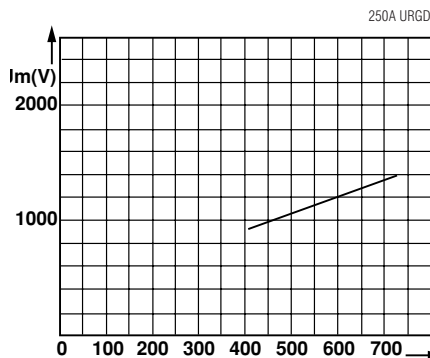
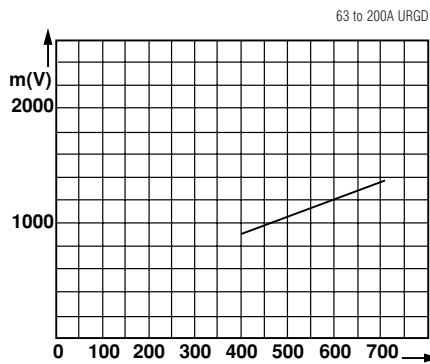
These curves indicate, for each rated current, the pre-arcing time vs. the R.M.S. pre-arcing current.

Clearing I²t vs. AC Operating Voltage



Correction factor to determine the clearing I²t of a fuse operating below its rated voltage.

Peak arc Voltage



These curves determine the peak arc voltage across the fuse terminals as a function of the applied voltage.

