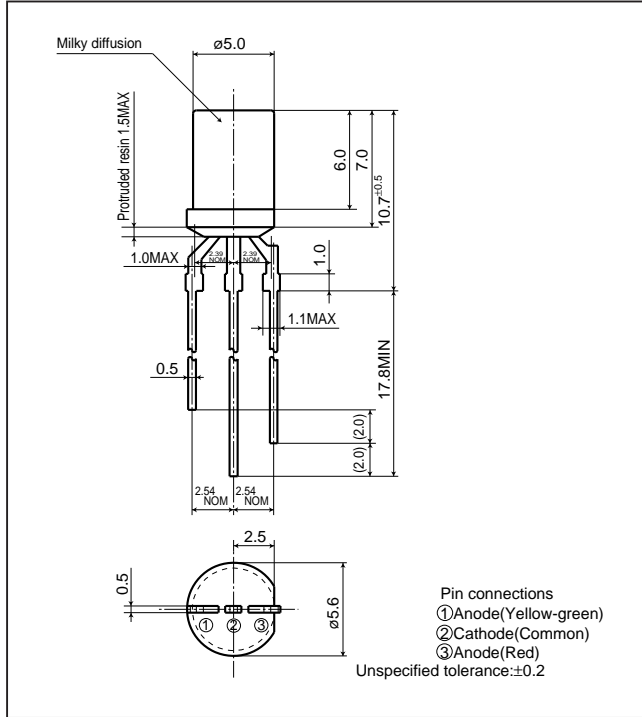


GL5ED60

ø5mm(T-1 3/4), Cylinder Type(Flat Top), Milky Diffusion, Dichromatic LED Lamps for Backlight/Indicator

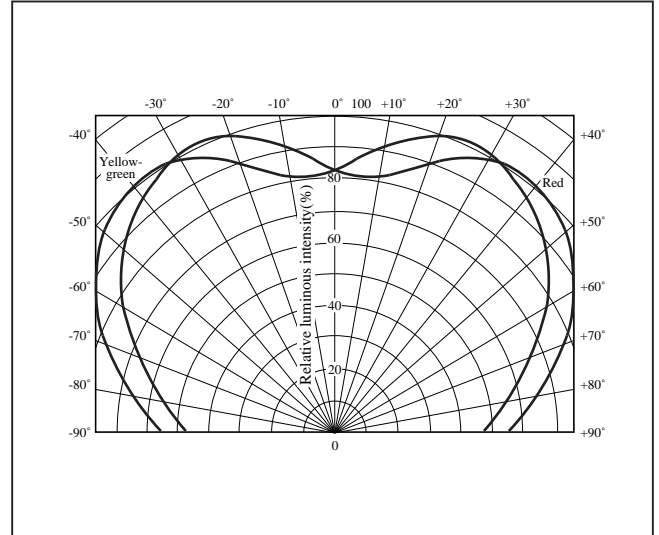
Outline Dimensions

(Unit : mm)



Radiation Diagram

(T_a=25°C)



Absolute Maximum Ratings

(T_a=25°C)

Model No.	Radiation color	Radiation material	Power dissipation P ^{*1} (mW)	Forward current I _F (mA)	Peak forward current I _{FM} ^{*2} (mA)	Derating factor (mA/°C)		Reverse voltage V _R (V)	Operating temperature T _{opr} (°C)	Storage temperature T _{stg} (°C)	Soldering temperature T _{sol} ^{*3} (°C)
						DC	Pulse				
GL5ED60	Yellow-green	GaP	84	30	50	0.40	0.67	5	-25 to +85	-25 to +100	260
	Red	GaAsP on GaP	84	30	50	0.40	0.67	5			

*1 The value is specified under the condition that either color is lightened separately. When the both diodes are lightened simultaneously, the power dissipation of each diode should be less than the half of the value specified in this table.

*2 Duty ratio=1/10, Pulse width=0.1ms

*3 5s or less(At the position of 1.6mm or more from the bottom face of resin package)

Electro-optical Characteristics

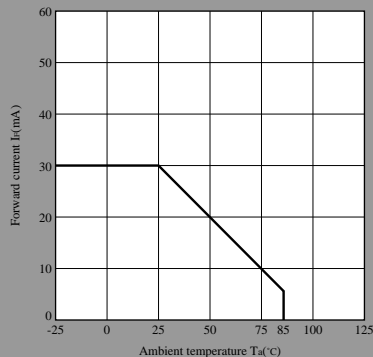
(T_a=25°C)

Lens type	Model No.	Radiation color	Forward voltage V _F (V)		Peak emission wavelength		Luminous intensity		Spectrum radiation bandwidth		Reverse current		Terminal capacitance		Page for characteristics diagrams
			TYP	MAX	λ _p (nm)	I _F (mA)	I _v (mcd)	I _F (mA)	Δλ(nm)	I _F (mA)	I _R (μA)	V _R (V)	C _t (pF)	(MHz)	
Milky diffusion	GL5ED60	Yellow-green	2.1	2.8	565	20	11	20	30	20	10	4	35	1	→
		Red	2.0	2.8	635	20	8	20	35	20	10	4	20	1	→

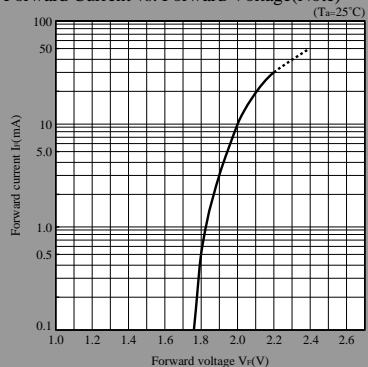
(Notice) • In the absence of confirmation by device specification sheets, SHARP takes no responsibility for any defects that may occur in equipment using any SHARP devices shown in catalogs, data books, etc. Contact SHARP in order to obtain the latest device specification sheets before using any SHARP device.

(Internet) • Data for sharp's optoelectronic/power device is provided for internet.(Address <http://www.sharp.co.jp/ecg/>)

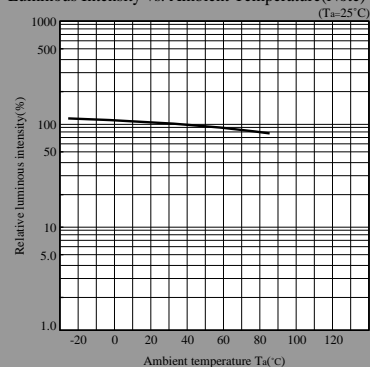
Forward Current Derating Curve



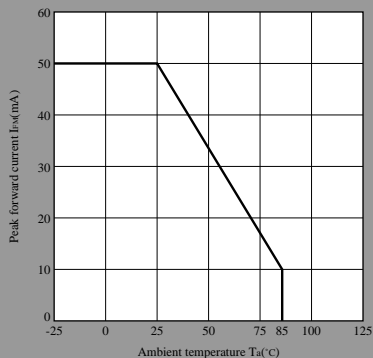
Forward Current vs. Forward Voltage(Note)



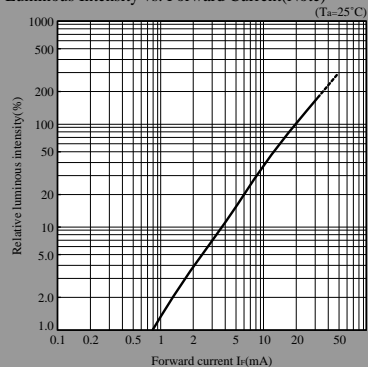
Luminous Intensity vs. Ambient Temperature(Note)



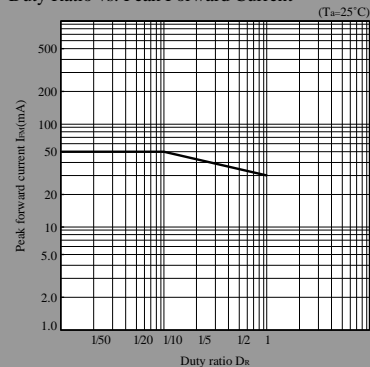
Peak Forward Current Derating Curve



Luminous Intensity vs. Forward Current(Note)



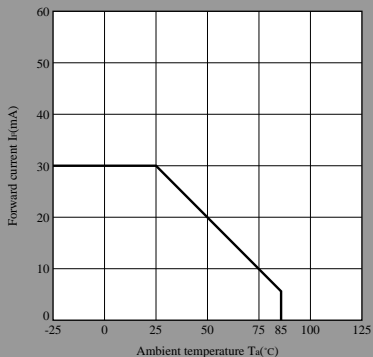
Duty Ratio vs. Peak Forward Current



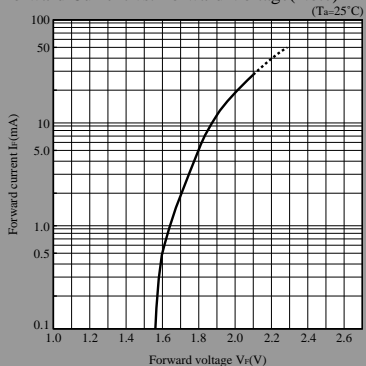
Note) Characteristics shown in diagrams are typical values. (not assurance value)

HD series

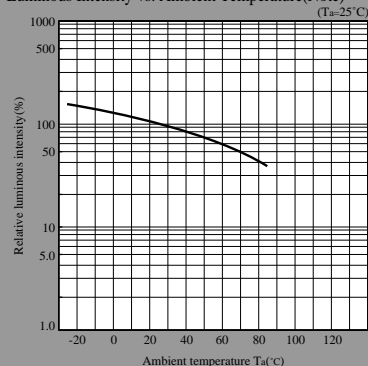
Forward Current Derating Curve



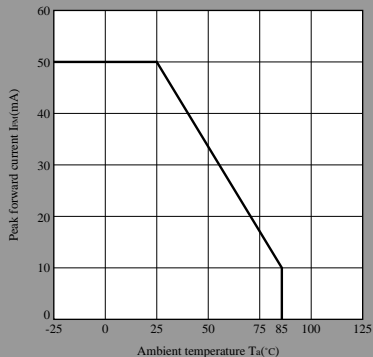
Forward Current vs. Forward Voltage(Note)



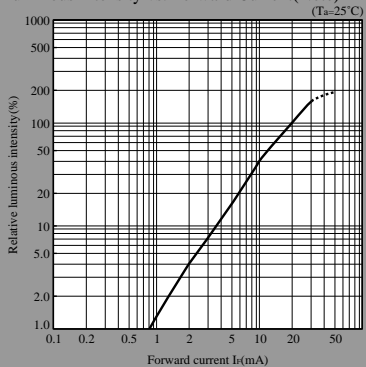
Luminous Intensity vs. Ambient Temperature(Note)



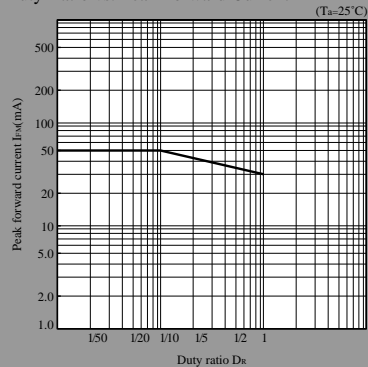
Peak Forward Current Derating Curve



Luminous Intensity vs. Forward Current(Note)



Duty Ratio vs. Peak Forward Current



Note) Characteristics shown in diagrams are typical values. (not assurance value)