



Chokes for Power Lines

B82745

Current-Compensated Ring Core Triple Chokes

Rated voltage 440/250 Vac
Rated current 50 to 200 A
Rated inductance 0,12 to 1,3 mH

Construction

- Current-compensated ring core triple choke with ferrite core
- Aluminum case
- Fixing by means of base plate
- Polyurethane potting
- Sector winding

Features

- Potting flame-retardant as per UL 94 V-0
- High power

Applications

- Switch-mode power supplies for converters, USV
- Power supplies, medical equipment
- Track vehicles, chargers

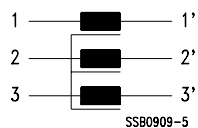
Terminals

- Litz wires or stud terminals

Marking

Manufacturer, ordering code, rated current, rated inductance, rated voltage, climatic category, terminal markings

Circuit diagram





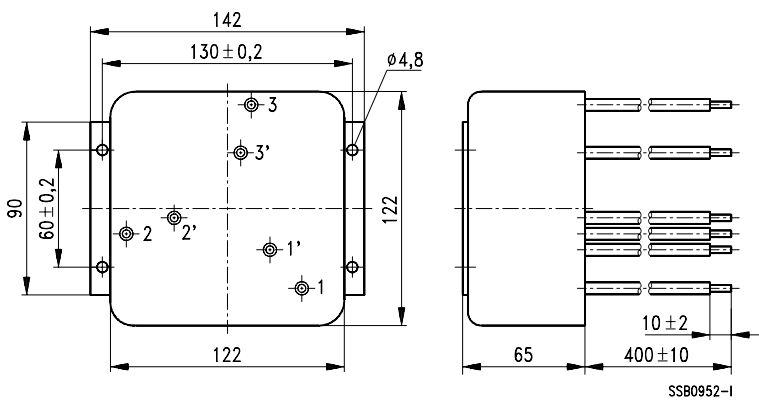
Chokes for Power Lines

B82745

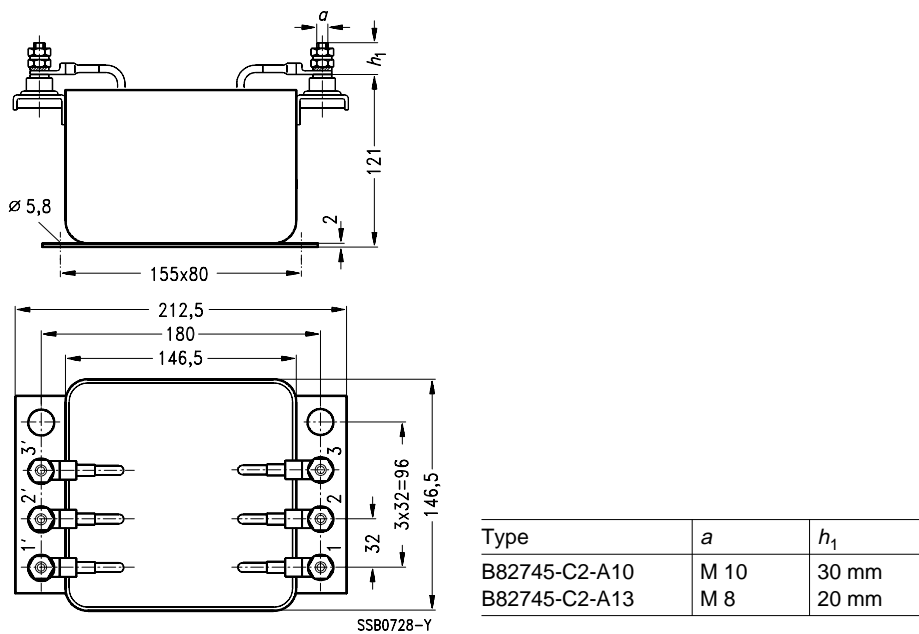
Current-Compensated Ring Core Triple Chokes

Dimensional drawings

B82745-C5-A7



B82745-C2-A10, -A13



Type	a	h ₁
B82745-C2-A10	M 10	30 mm
B82745-C2-A13	M 8	20 mm



Chokes for Power Lines

B82745

Current-Compensated Ring Core Triple Chokes

General technical data

Test voltage V_T	2500 Vac, 2 s (line/line) 2500 Vac, 2 s (line/case)
Rated current I_R	Referred to 50 Hz and 60 °C ambient temperature
Inductance tolerance	$\pm 30\%$
$\Delta L/L_0$	< 20 % at dc loading with I_R

For further technical data [see page 334](#)

Characteristics and ordering codes

I_R A	L_R mH	R_{typ} m Ω	Weight kg	Terminal	Ordering code
50	1,3	3,75	1,7	Litz wire 4,2 mm ²	B82745-C5-A7
100	0,33	0,65	6,0	Stud terminal M 10	B82745-C2-A10
200	0,12	0,28	6,3	Stud terminal M 8	B82745-C2-A13

Impedance $|Z|$ versus frequency f
(measured with windings in parallel)

