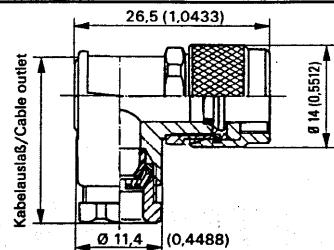

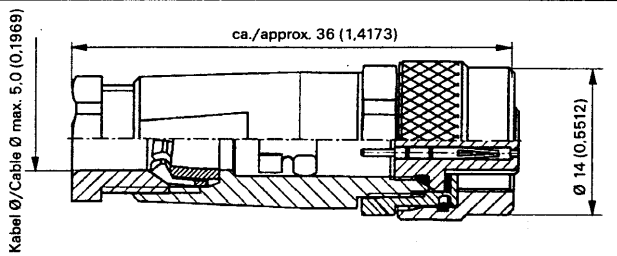
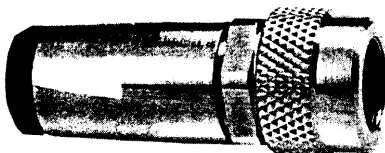
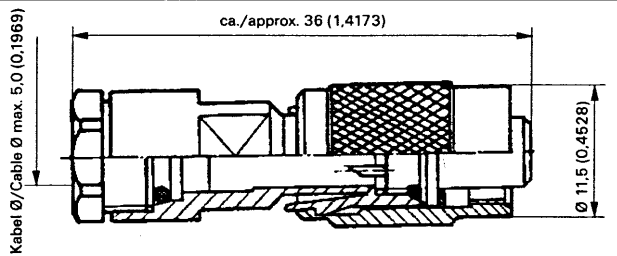

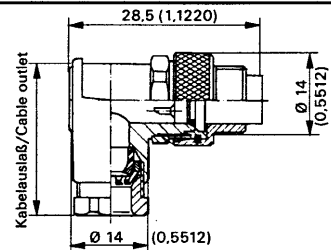
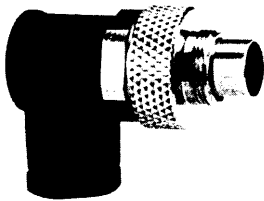
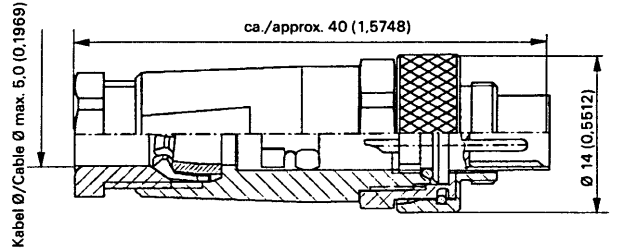
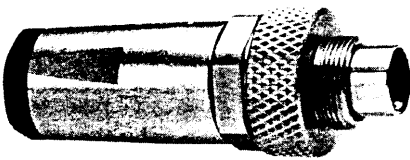
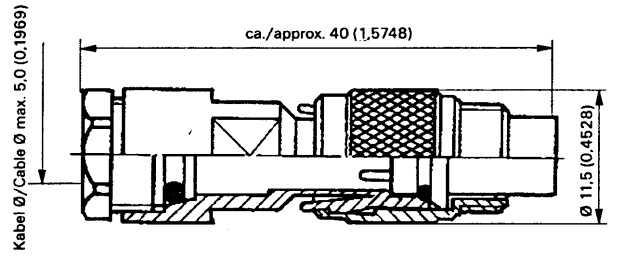



Subminiatur Rundsteckverbinder Serie 712 wasserdicht

Subminiature Round Connectors Series 712 waterproof

Abbildung
Figure

Maßzeichnung
Drawing mm (inch)



658-765

**Subminiatur
Rundsteckverbinder
Serie 712** wasserdicht

**Subminiature
Round Connectors
Series 712** waterproof

Bezeichnung Designation	Polzahl No. of cont.	Bestell - Nummer Ordering number
Kupplungsstecker Male cable connector	2	99 - 0401 - 00 - 02
	3	99 - 0405 - 00 - 03
	4	99 - 0409 - 00 - 04
	5	* 99 - 0413 - 00 - 05 *
	7	99 - 0421 - 00 - 07
	8	99 - 0425 - 00 - 08
Kupplungsstecker Metallgehäuse Male cable connector Metal shell	2	99 - 0401 - 10 - 02
	3	99 - 0405 - 10 - 03
	4	99 - 0409 - 10 - 04
	5	99 - 0413 - 10 - 05
	7	99 - 0421 - 10 - 07
	8	99 - 0425 - 10 - 08
Winkelstecker Male angled connector	2	99 - 0401 - 70 - 02
	3	99 - 0405 - 70 - 03
	4	99 - 0409 - 70 - 04
	5	99 - 0413 - 70 - 05
	7	99 - 0421 - 70 - 07
	8	99 - 0425 - 70 - 08
Kupplungsdose Female cable connector	2	99 - 0402 - 00 - 02
	3	99 - 0406 - 00 - 03
	4	99 - 0410 - 00 - 04
	5	99 - 0414 - 00 - 05
	7	99 - 0422 - 00 - 07
	8	99 - 0426 - 00 - 08
Kupplungsdose Metallgehäuse Female cable connector Metal shell	2	99 - 0402 - 10 - 02
	3	99 - 0406 - 10 - 03
	4	99 - 0410 - 10 - 04
	5	99 - 0414 - 10 - 05
	7	99 - 0422 - 10 - 07
	8	99 - 0426 - 10 - 08
Winkeldose Female angled connector	2	99 - 0402 - 70 - 02
	3	99 - 0406 - 70 - 03
	4	99 - 0410 - 70 - 04
	5	99 - 0414 - 70 - 05
	7	99 - 0422 - 70 - 07
	8	99 - 0426 - 70 - 08

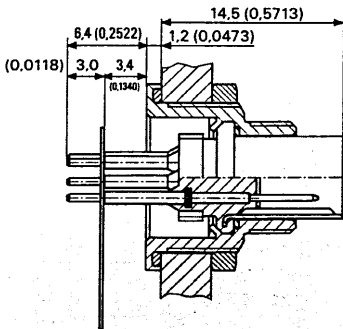

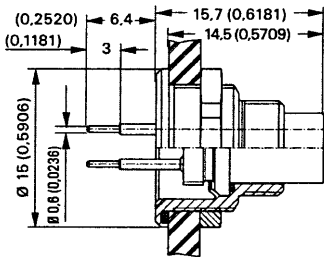

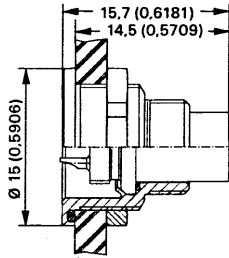

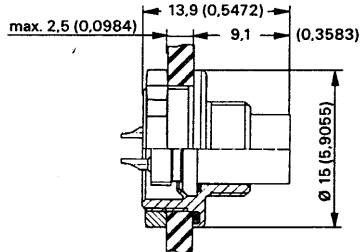



**Subminiatur
Rundsteckverbinder
Serie 712 wasserdicht**

**Subminiature
Round Connectors
Series 712 waterproof**

Abbildung
Figure

Maßzeichnung
Drawing mm (inch)





**Subminiatur
Rundsteckverbinder
Serie 712** wasserdicht

**Subminiature
Round Connectors
Series 712** waterproof

Bezeichnung Designation	Polzahl No. of cont.	Bestell - Nummer Ordering number
Flanschstecker, löten Male socket, soldering	2	09 - 0403 - 00 - 02
	3	09 - 0407 - 00 - 03
	4	09 - 0411 - 00 - 04
	5	09 - 0415 - 00 - 05
	7	09 - 0423 - 00 - 07
	8	09 - 0427 - 00 - 08
Flanschstecker Frontmontage, löten Male socket front screwed, soldering	2	09 - 0403 - 80 - 02
	3	09 - 0407 - 80 - 03
	4	09 - 0411 - 80 - 04
	5	09 - 0415 - 80 - 05
	7	09 - 0423 - 80 - 07
	8	09 - 0427 - 80 - 08
Flanschstecker Frontmontage, tauchlöten Male socket front screwed, dip soldering	2	09 - 0403 - 90 - 02
	3	09 - 0407 - 90 - 03
	4	09 - 0411 - 90 - 04
	5	09 - 0415 - 90 - 05
	7	09 - 0423 - 90 - 07
	8	09 - 0427 - 90 - 08
Flanschstecker Frontmontage mit flexibler Leiterplatte Male socket front screwed with flexible PC board	7	09 - 0423 - 65 - 07
	8	09 - 0427 - 65 - 07
		—
		—
		—

712

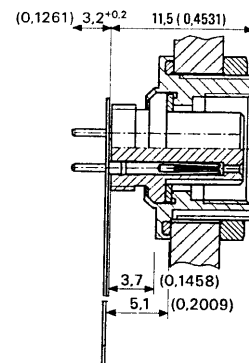
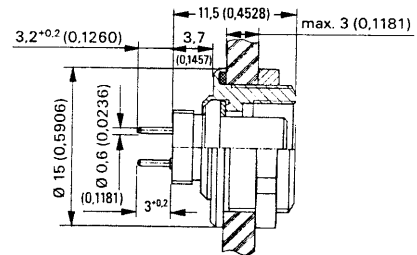
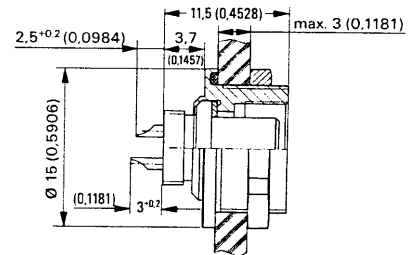

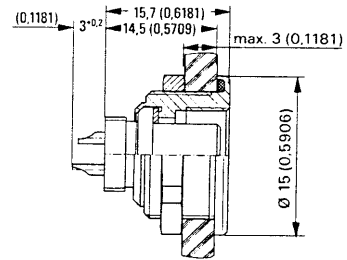



**Subminiatur
Rundsteckverbinder
Serie 712** wasserdicht

**Subminiature
Round Connectors
Series 712** waterproof

Abbildung
Figure

Maßzeichnung
Drawing mm (inch)



**Subminiatur
Rundsteckverbinder
Serie 712** wasserdicht

**Subminiature
Round Connectors
Series 712** waterproof

Bezeichnung Designation	Polzahl No. of cont.	Bestell - Nummer Ordering number
Flanschdose, löten Female socket, soldering	2	09 - 0404 - 00 - 02
	3	09 - 0408 - 00 - 03
	4	09 - 0412 - 00 - 04
	5	09 - 0416 - 00 - 05
	7	09 - 0424 - 00 - 07
	8	09 - 0428 - 00 - 08
Flanschdose Frontmontage, löten Female socket front screwed, soldering	2	09 - 0404 - 80 - 02
	3	09 - 0408 - 80 - 03
	4	09 - 0412 - 80 - 04
	5	09 - 0416 - 80 - 05
	7	09 - 0424 - 80 - 07
	8	09 - 0428 - 80 - 08
Flanschdose Frontmontage, tauchlöten Female socket front screwed, dip soldering	2	09 - 0404 - 90 - 02
	3	09 - 0408 - 90 - 03
	4	09 - 0412 - 90 - 04
	5	09 - 0416 - 90 - 05
	7	09 - 0424 - 90 - 07
	8	09 - 0428 - 90 - 08
Flanschdose Frontmontage mit flexibler Leiterplatte Female socket front screwed with flexible PC board	7	09 - 0424 - 65 - 07
	8	09 - 0428 - 65 - 08
		—
		—
		—

712

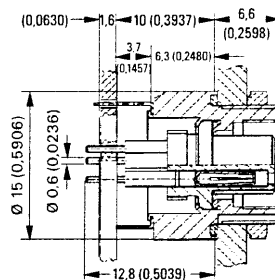

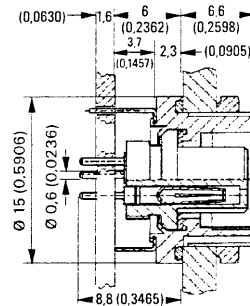

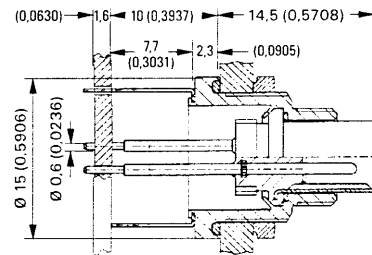

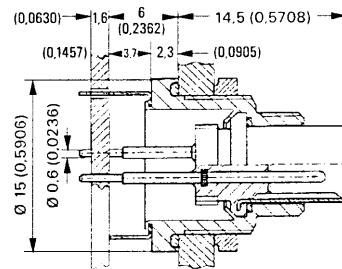
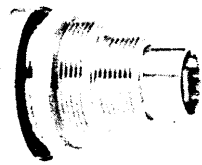


**Subminiatur
Rundsteckverbinder
Serie 712** wasserdicht

**Subminiature
Round Connectors
Series 712** waterproof

Abbildung
Figure

Maßzeichnung
Drawing mm (inch)



**Subminiatur
Rundsteckverbinder
Serie 712** wasserdicht

**Subminiature
Round Connectors
Series 712** waterproof

Bezeichnung Designation	Polzahl No. of cont.	Bestell - Nummer Ordering number
Flanschstecker, Frontmontage, tauchlöten Schirmblech 6 mm Male socket front screwed, dip soldering shielding sheet metal 6 mm	2	09 - 0403 - 30 - 02
	3	09 - 0407 - 30 - 03
	4	09 - 0411 - 30 - 04
	5	09 - 0415 - 30 - 05
	7	09 - 0423 - 30 - 07
	8	09 - 0427 - 30 - 08
Flanschstecker Frontmontage, tauchlöten Schirmblech 10 mm Male socket front screwed, dip soldering shielding sheet metal 10 mm	2	09 - 0403 - 35 - 02
	3	09 - 0407 - 35 - 03
	4	09 - 0411 - 35 - 04
	5	09 - 0415 - 35 - 05
	7	09 - 0423 - 35 - 07
	8	09 - 0427 - 35 - 08
Flanschdose, Frontmontage, tauchlöten Schirmblech 6 mm Female socket front screwed, dip soldering shielding sheet metal 6 mm	2	09 - 0404 - 30 - 02
	3	09 - 0408 - 30 - 03
	4	09 - 0412 - 30 - 04
	5	09 - 0416 - 30 - 05
	7	09 - 0424 - 30 - 07
	8	09 - 0428 - 30 - 08
Flanschdose Frontmontage, tauchlöten Schirmblech 10 mm Female socket front screwed, dip soldering shielding sheet metal 10 mm	2	09 - 0404 - 35 - 02
	3	09 - 0408 - 35 - 03
	4	09 - 0412 - 35 - 04
	5	09 - 0416 - 35 - 05
	7	09 - 0424 - 35 - 07
	8	09 - 0428 - 35 - 08

712

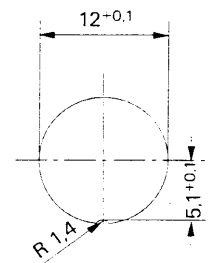
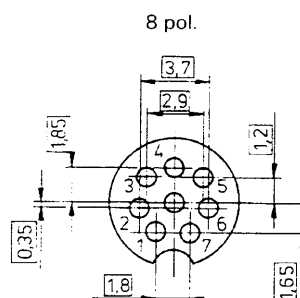
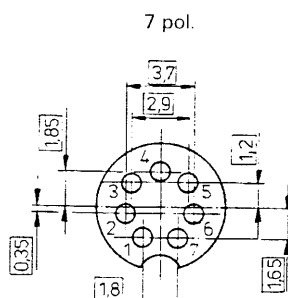
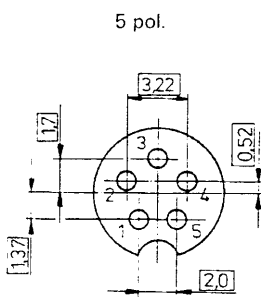
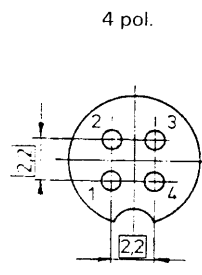
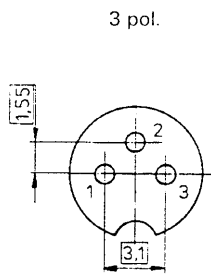
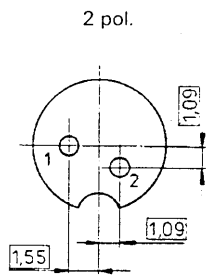


Subminiatur Rundsteckverbinder Serie 712 wasserdicht

Subminiature Round Connectors Series 712 waterproof

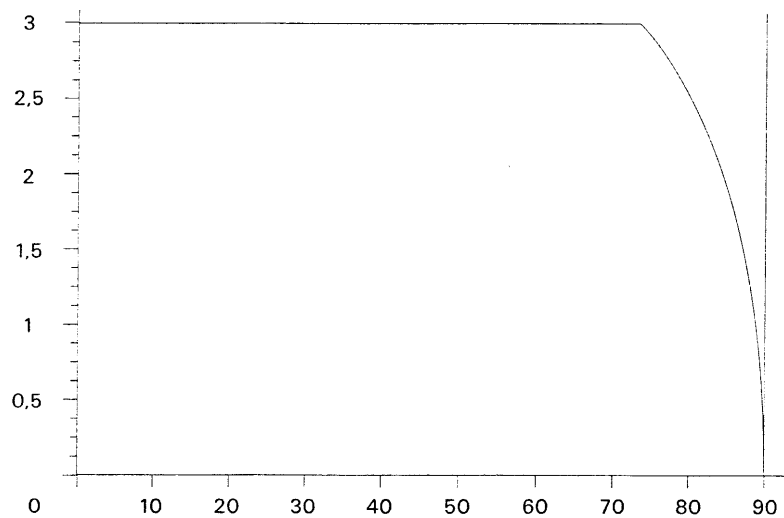
Polbilder/Ansicht auf Lötanschlußseite der Steckereinsätze /
Contact configuration / View on solder termination side of male inserts

Montageausschnitt
Mounting detail



Strombelastbarkeitskurve (nach DIN 41640 T3) /
Derating diagram (in accordance with DIN 41640 T3)

Belastungsstrom I (A) / Load current I (A)



Bauelemente Umgebungstemperatur TU (Grad °C) / Devices ambient temperature (Degree)

Subminiatur Rundsteckverbinder Serie 712 wasserdicht

Subminiature Round Connectors Series 712 waterproof

Technische Daten		Specifications							
Polzahl	Number of contacts	2	3	4	5		7	8	
Verriegelung	Connection	schrauben/screw connection							
Anschlußart	Termination	löten/tauchlöten / soldering/dip soldering							
Anschlußquerschn. max. mm ²	Max. wire gauge in mm ²	0,25	0,25	0,25	0,25		0,14	0,14	
Kabeldurchlaß max. mm	Max. cable outlet in mm	5	5	5	5		5	5	
Kontaktoberfläche	Finish of contacts	Ni + 0,8 µm Au							
Werkstoff Federkontakt	Material socket contact	Cu Sn							
Werkstoff Messerkontakt	Material male contact	Cu Zn							
Formstoff Kontaktträger	Dielectric of insert	PETP gv							
Formstoff Gehäuse	Dielectric of housing	Messing vernickelt, Trägerhülse PA / Brass nickel plated, carrier sleeve PA							
Gehäuse Schutzart n. DIN VDE 0470 in gestecktem Zustand	Shell protection standard DIN VDE 0470 only when mated	IP 65 (bei Kabel/cable Ø 3,5 mm - 5 mm (0,1378 - 0,1969))							
Mechanische Lebensdauer nach IEC 512, Teil 6	Mating cycles according to IEC 512, part 6	≥ 500							
Steckkraft ca.	Insertion force approx.	4 N	6 N	8 N	10 N		14 N	16 N	
Ziehkraft ca.	Withdrawal force approx.	4 N	6 N	8 N	10 N		14 N	16 N	
Betriebstemperatur	Operating temperature	- 40°C / + 85°C							
Nennstrom je Kontakt	Rated current per contact	3 A	3 A	3 A	3 A		1 A	1 A	
Nennspannung nach VDE 0110/72 Gruppe A	Rated voltage according to VDE standard 0110/72 gr. A	60 V ~							
Prüfspannung VDE 0627	Test voltage VDE 0627	500 V ~							
Durchgangswiderstand nach IEC 512, Teil 2	Volume resistance according to IEC 512, part 2	≤ 3 mΩ	≤ 3 mΩ	≤ 3 mΩ	≤ 3 mΩ		≤ 5 mΩ	≤ 5 mΩ	
Isolationswiderstand nach IEC 512, Teil 2	Insulation resistance according to IEC 512, part 2	> 10 ¹⁰ Ω							
Betriebskapazität zwischen zwei Kontakten ca.	Capacity between two contacts approx.	1,5 pF							
Zugentlastung	Cable clamp	100 N (5 mm cable)							
Gewicht ca.	Weight approx.	Flanschteile/socket parts 6 g				Kabelteile/cable parts Ind. 00 / 8 g, Ind. 10 / 20			

Konstruktionsänderungen aus Gründen der Qualitätsverbesserung oder einer erweiterten Anwendungsmöglichkeit sowie aus Fertigungsgründen müssen wir uns vorbehalten. Zu Ersatzlieferungen älterer Ausführungen sind wir dabei nicht verpflichtet.

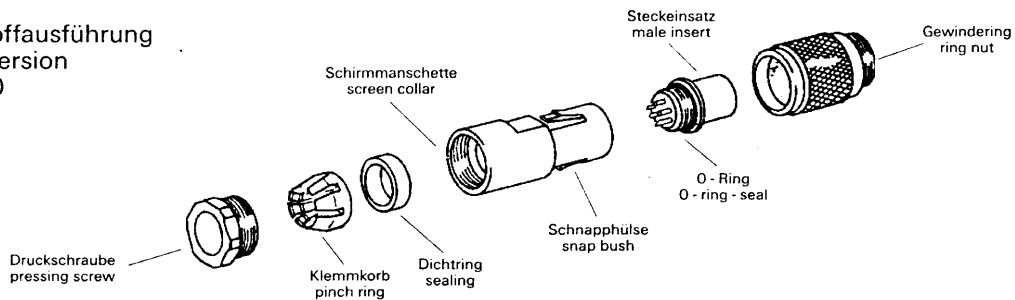
We reserve the right to modify designs in the course of improvements of the quality of our products or extending their field of application or to facilitate production, without prior notification. This does not commit us to replace earlier versions.

Subminiatur Rundsteckverbinder Serie 712 wasserdicht

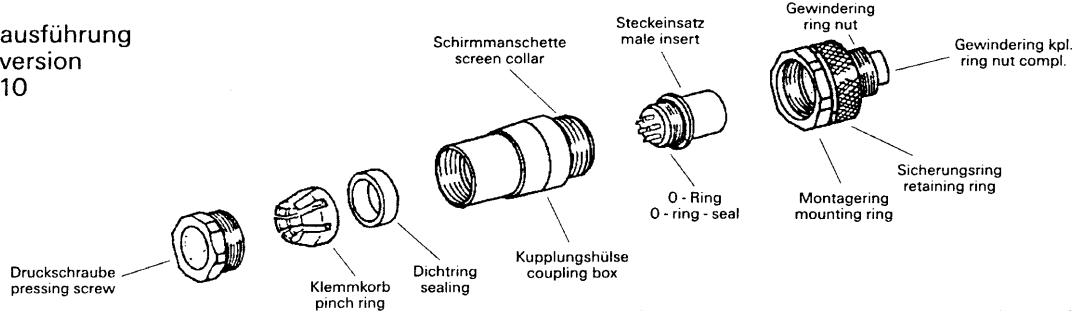
Subminiature Round Connectors Series 712 waterproof

Montageanleitung
Handling instruction

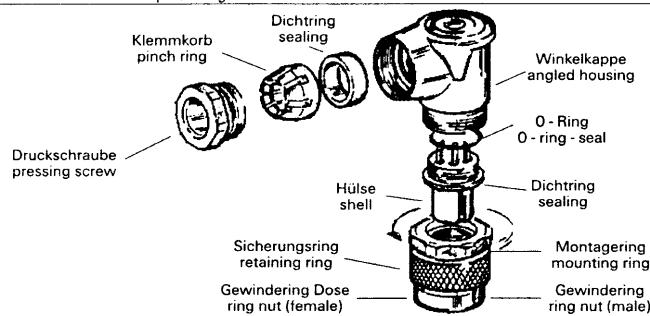
Kunststoffausführung
Plastic version
Index 00



Metallausführung
metal version
Index 10



Winkelausführung
angled version
Index 70



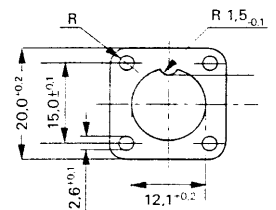
Zubehör
Accessories mm (inch)

Schutzkappen/Protection cap



Kupplungsstecker Male Plug	08 - 0349 - 00 - 01
Kupplungsdose Female Plug	08 - 0350 - 00 - 01
Flanschstecker Male Socket	08 - 0351 - 00 - 01
Flanschdose Female Socket	08 - 0352 - 00 - 01

Viereckflansch
rectangular flange



08 - 1124 - 00 - 01