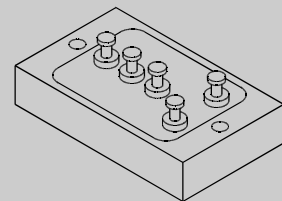


200 V - 1,000 V Three Phase Bridge

9.0 A - 10.0 A Forward Current

70 ns - 3000 ns Recovery Time

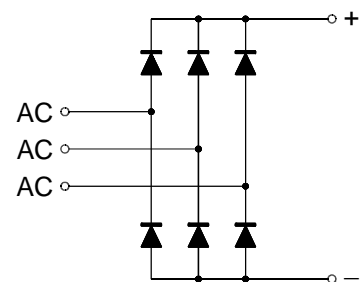
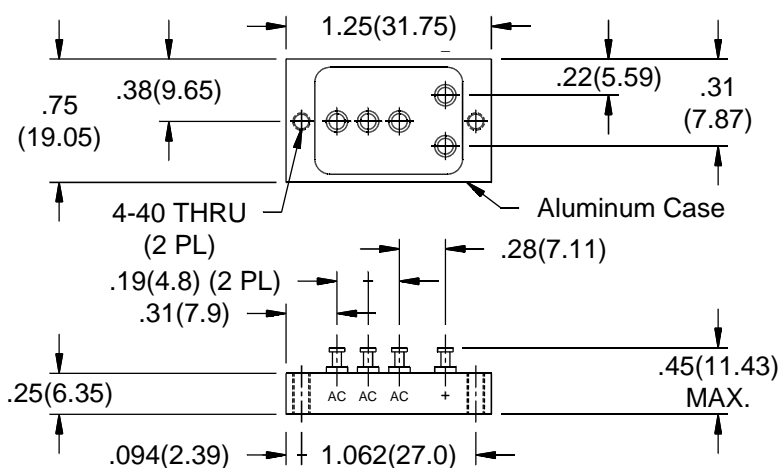
3302 - 3310
3302F - 3310F
3302UF - 3310UF



ELECTRICAL CHARACTERISTICS AND MAXIMUM RATINGS

Part Number	Working Reverse Voltage (V _{rw}) Volts	Average Rectified Current @TC (I _o)		Reverse Current @ V _{rw} (I _r)		Forward Voltage (V _f)		1 Cycle Surge Current tp=8.3ms (I _{fsm})	Repetitive Surge Current (I _{frm})	Reverse Recovery Time (1) (T _{rr})	Thermal Impd. θ _{J-c}
		55°C	100°C	25°C	100°C	25°C	Amps	25°C	25°C	25°C	°C/W
		Amps	Amps	µA	µA	Volts		Amps	Amps	ns	
3302 3306 3310	200 600 1000	10.0 10.0 10.0	7.0 7.0 7.0	1.0 1.0 1.0	25 25 25	1.1 1.1 1.2	3.0	100 100 100	25 25 25	3000 3000 3000	4.2 4.2 4.2
3302F 3306F 3310F	200 600 1000	10.0 10.0 10.0	7.0 7.0 7.0	1.0 1.0 1.0	25 25 25	1.2 1.5 1.5	3.0	100 100 100	20 20 20	150 150 150	4.2 4.2 4.2
3302UF 3306UF 3310UF	200 600 1000	9.0 9.0 9.0	6.5 6.5 6.5	1.0 1.0 1.0	25 25 25	1.7 1.7 1.7	3.0	100 100 100	20 20 20	70 70 70	4.2 4.2 4.2

(1)T_{rr} Testing: I_f=0.5A, I_r=1.0A, I_{rr}=0.25A *Op. Temp. & Stg. Temp. = -55°C to +150°C Isolation Voltage: 1500V



Dimensions: In. (mm) • All temperatures are ambient unless otherwise noted. • Data subject to change without notice.



VOLTAGE MULTIPLIERS INC.
 8711 W. Roosevelt Ave.
 Visalia, CA 93291

TEL 559-651-1402
 FAX 559-651-0740
www.voltagemultipliers.com

3302 - 3310 • 3302F - 3310F • 3302UF - 3310UF

