

Square Body – DIN 43 653

1250V/1300V (IEC/U.L.) 50-1400A



Electrical Characteristics						Ordering Information				Curves
Size	Rated Current RMS-Amps	I ² t (A ² S)			Watts Loss	-/110 Visual Indicator	-T/110 Type T Indicator for Micro	Carton Qty.	Carton Weight (kg)	See Page or (BIF #)
		Pre-arc	Clearing at 1000V	Clearing at 1250V						
1*	50	135	815	1100	15	170M3138	170M3188	5	1.90	page 63 (17056630)
	63	215	1300	1750	20	170M3139	170M3189			
	80	420	2500	3350	25	170M3140	170M3190			
	100	750	4450	5950	30	170M3141	170M3191			
	125	1450	9000	11500	35	170M3142	170M3192			
	160	2600	16000	21000	40	170M3143	170M3193			
	200	5150	31000	41000	45	170M3144	170M3194			
	250	9200	54500	73000	55	170M3145	170M3195			
	315	18500	115000	150000	60	170M3146	170M3196			
	350	27000	165000	220000	65	170M3147	170M3197			
400	53000	265000	335000	70	170M3148	170M3198				
1	160	1900	11500	15500	45	170M4138	170M4188	2	1.18	page 64 (17056632)
	200	3800	22500	30000	50	170M4139	170M4189			
	250	7750	46000	61500	60	170M4140	170M4190			
	315	15000	90000	120000	65	170M4141	170M4191			
	350	20000	125000	165000	70	170M4142	170M4192			
	400	29500	175000	235000	75	170M4143	170M4193			
	450	42000	250000	335000	80	170M4144	170M4194			
	500	69500	340000	435000	85	170M4145	170M4195			
	550	95000	465000	590000	95	170M4146	170M4196			
	†630	130000	660000		100	170M4147	170M4197			
2	250	6500	38500	51500	65	170M5138	170M5188	2	1.58	page 64 (17056634)
	280	9350	55500	74500	70	170M5139	170M5189			
	315	13000	77500	105000	75	170M5140	170M5190			
	350	16500	97500	135000	80	170M5141	170M5191			
	400	23000	140000	180000	85	170M5142	170M5192			
	450	34000	205000	270000	90	170M5143	170M5193			
	500	48000	285000	380000	95	170M5144	170M5194			
	550	62000	370000	495000	100	170M5145	170M5195			
	630	115000	575000	730000	110	170M5146	170M5196			
	700	160000	795000	1050000	115	170M5147	170M5197			
	800	245000	1200000	1550000	120	170M5148	170M5198			
	†900	360000	1750000		125	170M5149	170M5199			
†1000	480000	2350000		135	170M5150	170M5200				
3	315	9500	58000	77500	85	170M6138	170M6188	1	1.23	page 65 (17056636)
	350	13500	81500	110000	90	170M6139	170M6189			
	400	19500	120000	160000	95	170M6140	170M6190			
	450	31000	185000	245000	100	170M6141	170M6191			
	500	39000	235000	310000	105	170M6142	170M6192			
	550	55000	325000	435000	110	170M6143	170M6193			
	630	83500	495000	665000	115	170M6144	170M6194			
	700	115000	705000	940000	120	170M6145	170M6195			
	†800	205000	995000	1300000	125	170M6146	170M6196			
	†900	305000	1500000	1900000	130	170M6147	170M6197			
	†1000	450000	2150000	2750000	135	170M6148	170M6198			
	†1100	575000	2800000	3600000	140	170M6149	170M6199			
	†1250	810000	3950000		145	170M6150	170M6200			
†1400	1250000	6000000		150	170M6151	170M6201				

- Interrupting rating 300kA RMS Symmetrical.
- Watts loss provided at rated current.
- Rated voltage (IEC) †1100V †1250V (Consult Bussmann for U.L. Recognition status.)
- Microswitch indicator ordered separately. See accessories on pages 58-59.

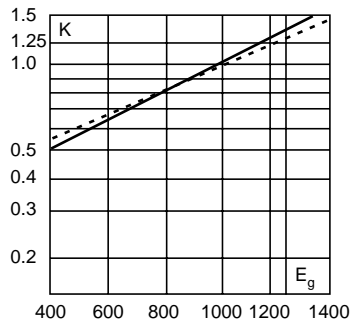
1 kg = 2.2 lbs. 1 lb = 0.45 kg



Electrical Characteristics

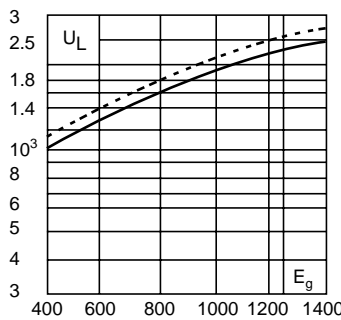
Total Clearing I²t

The total clearing I²t at rated voltage and at power factor of 15% are given in the electrical characteristics. For other voltages, the clearing I²t is found by multiplying by correction factor, K, given as a function of applied working voltage, E_g, (RMS).



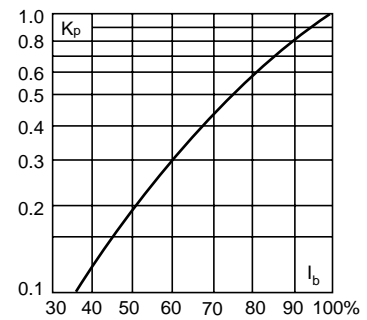
Arc Voltage

This curve gives the peak arc voltage, U_L, which may appear across the fuse during its operation as a function of the applied working voltage, E_g, (RMS) at a power factor of 15%.



Power Losses

Watts loss at rated current is given in the electrical characteristics. The curve allows the calculation of the power losses at load currents lower than the rated current. The correction factor, K_p, is given as a function of the RMS load current, I_b, in % of the rated current.



Dashed lines apply to the following amperages:

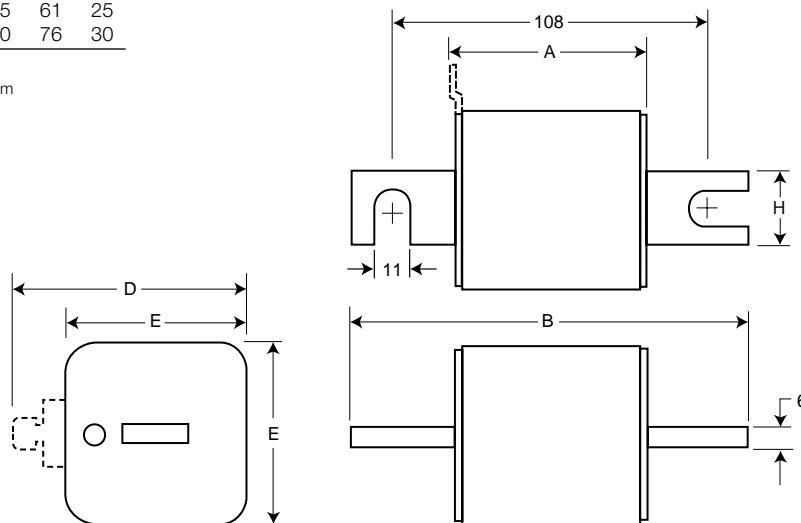
Size	1*	1	2	3
Amp	400	500-630	630-1000	800-1400

Dimensions

DIN 43 653: Type -/110, -T/110

Size	A	B	D	E	H
1*	80	138	58	45	20
1	80	138	66	53	25
2	80	138	75	61	25
3	81	139	90	76	30

Dimension in mm.
1mm = 0.0394" 1" = 25.4mm



The only controlled copy of this BIF document is the electronic read-only version located on the Bussmann Network Drive. All other copies of this document are by definition uncontrolled. This bulletin is intended to clearly present comprehensive product data and provide technical information that will help the end user with design applications. Bussmann reserves the right, without notice, to change design or construction of any products and to discontinue or limit distribution of any products. Bussmann also reserves the right to change or update, without notice, any technical information contained in this bulletin. Once a product has been selected, it should be tested by the user in all possible applications.