


# Medium Voltage Coexistence Filter & Splitter Box P-459-002

www.DataSheet4U.com



P-459-002

## Description

MV (Medium Voltage) Coexistence Filter & Splitter Box allows the coexistence between different MV PLC modes (based in DS2 Wisconsin technology) and also between LV (Low Voltage) modes and MV modes when a frequency division repeater is used.

An splitter/combiner is included in order to interconnect MV time division repeaters.

## Features

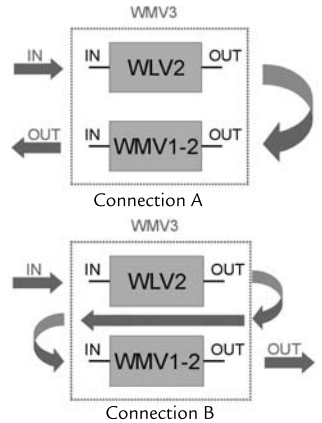
- High flexibility due to the complete set of filters included.
- Includes an splitter/combiner with low insertion losses (Attenuation: 3 dB typ.).
- Unbalanced (BNC) and balanced (terminal blocks) outputs available for the filters.
- Easy snap in-assembly on DIN-rails.
- Degree of protection: IP-20.
- Temperature range: -40°C - 85°C.
- RoHS compliant.

## Electrical characteristics

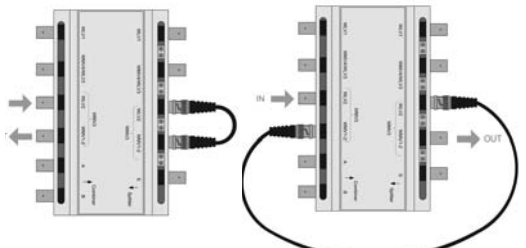
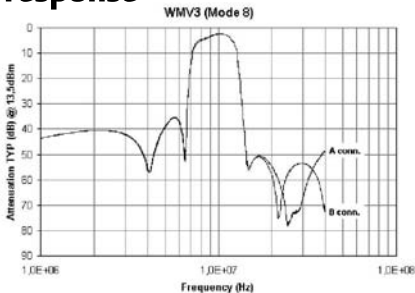
- Wide bandwidth (1MHz - 40MHz).
- Filters nominal impedance: 50
- Vrms: 3.6 V.
- Irms: 72 mA.

## Frequency bands

Filter	Mod	Bandwidth (MHz)	F min (MHz)	F max (MHz)
WLV3	5	20	14	34
WLV1	7	5	2	7
WMV3 (1)	8	5	7.85	12.85
WMV4	9	20	14	34
WLV2	10	10	2	12
WMV1	11	26.09	7.85	34
WMV2	12	20	7.85	27.85



## Bandpass filter frequency response



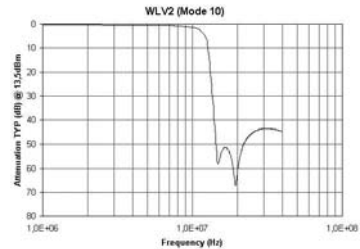
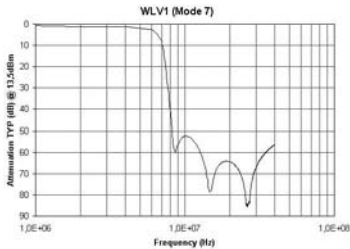
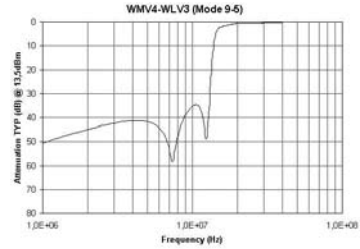
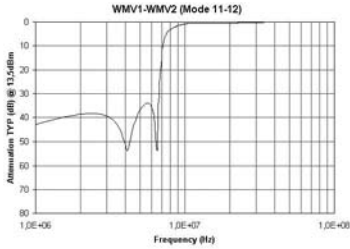
Connection A

www.DataSheet4U.com

# Medium Voltage Coexistence Filter & Splitter Box

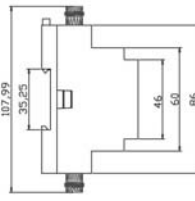
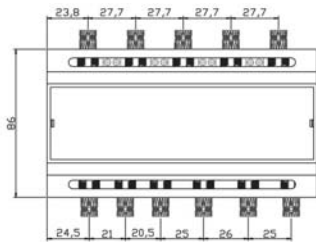
www.DataSheet4U.com P-459-002

## Highpass and Lowpass filters frequency response

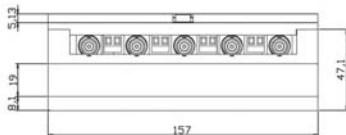


1. Tested on Network Analyzer HP 8753D (test port power: 13.5 dBm).
2. Operating temperature range  $-40^{\circ}\text{C}$  to  $+85^{\circ}\text{C}$ .
3. Electrical specification at  $25^{\circ}\text{C}$ .

## Mechanical dimensions



TYP dimensions in mm



## Installation

