

Series R, D, and V**μPOWER™****2.5 Watts 24 DIP****Fixed or Adjustable Voltage DC-DC Converters****Features**

- Thick-film hybrid circuit
- Surface mount technology
- Up to 2.5 watts output power
- High power density
- Adjustable output voltage
- 24-lead DIP compatible package
- High input/output isolation
- Short circuit protection
- Low output ripple & noise
- Single, dual or variable outputs
- High MTBF
- 100% burned-in and tested
- Metal case shielding
- Vacuum encapsulated potting


General Specifications

- Input Voltage Range: $\pm 10\%$ at nominal
- Output Voltage Tolerance: $\pm 1\%$ at nominal
- Input Reflected Ripple: 1% of V_{in} max.
- Line Regulation: $\pm .02\%$ for $\pm 10\%$ line change
- Load Regulation: .05% (10% to 100% load)
- Output Ripple & Noise: 50mV p-p
- Input/Output Isolation: 150M Ω 500VDC min.
- Short Circuit Protection: current limiting
- Efficiency: 60% @ nominal voltage
- Transient Response: Less than 10 μ sec.
- MTBF: 320,000 hours
- Operating Temperature: -25°C to $+70^{\circ}\text{C}$
- Storage Temperature: -55°C to $+70^{\circ}\text{C}$
- Temperature Coefficient: 100ppm/ $^{\circ}\text{C}$
- Burn-In: 70 $^{\circ}\text{C}$ for 4 hours and tested
- Long Term Stability: 0.4%/khours

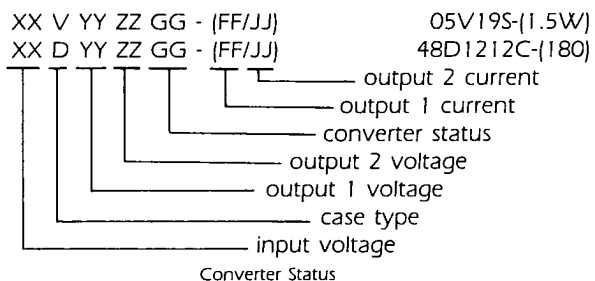
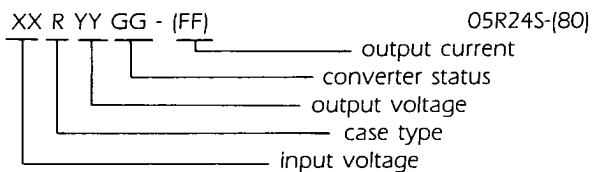
Special Options

- Case: EMI/RF Continuous Shielding Package
Six-sided enclosure grounded
- Stabilization Bake: MIL-STD-883B, method 1008.2
24 hours at $+125^{\circ}\text{C}$
- Burn-In: MIL-STD-883B, method 1015.4
96 hours at $+70^{\circ}\text{C}$ case temperature
- Temperature Cycle: MIL-STD-883B, method 1010.5
 $-55^{\circ}\text{C}/+125^{\circ}\text{C}$ 10 cycles minimum
- Thermal Shock: MIL-STD-883B, method 1011.4
 $-55^{\circ}\text{C}/5$ minutes, $+125^{\circ}\text{C}/5$ minutes

*Specifications subject to change without notice

**Part Number — Custom Designs**

KSL μPOWER converters are used in a wide variety of special custom design applications where alternate voltages, currents, pin-outs or multiple outputs are required.



U: Unregulated
R: Regulated
C: Custom circuit
P: Special pin-outs

S: Special specs
J: Hi-Rel screened
T: Triple outputs
Q: Quad outputs

Applications

- Process Control
- Automatic Test Systems
- Data Acquisition Systems
- Analog and Digital Systems
- Telecommunications Equipment



