

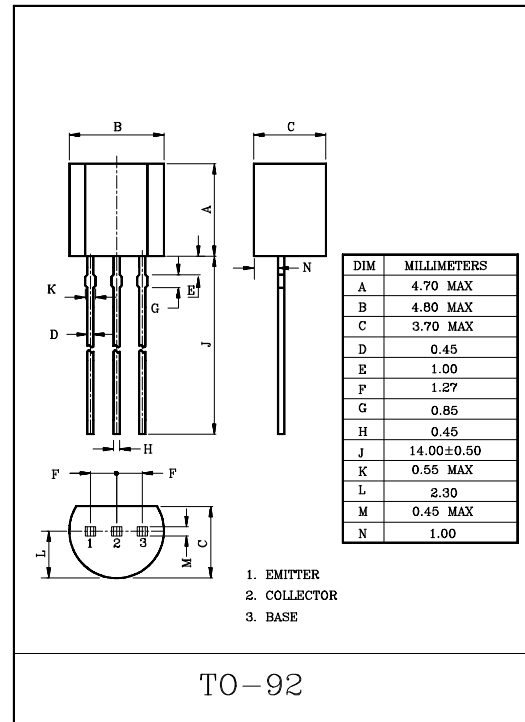
HIGH VOLTAGE SWITCHING AND AMPLIFIER APPLICATION.
COLOR TV CHROMA OUTPUT APPLICATIONS.

FEATURES

- High Voltage : $V_{CEO} > -300V$
- Complementary to BF420.

MAXIMUM RATINGS ($T_a=25^\circ C$)

CHARACTERISTIC		SYMBOL	RATING	UNIT
Collector-Base Voltage		V_{CBO}	-300	V
Collector-Emitter Voltage		V_{CEO}	-300	V
Emitter-Base Voltage		V_{EBO}	-5	V
Collector Current	DC	I_C	-50	mA
	Peak	I_{CP}	-100	
Collector Power Dissipation		P_C	625	mW
Base Current		I_B	-50	mA
Junction Temperature		T_j	150	$^\circ C$
Storage Temperature Range		T_{stg}	-65~150	$^\circ C$

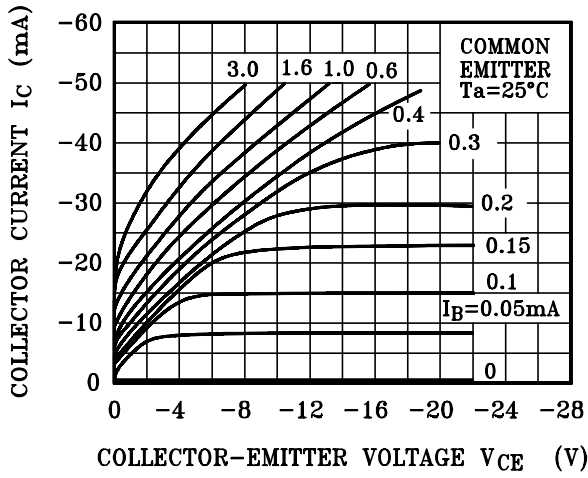


ELECTRICAL CHARACTERISTICS ($T_a=25^\circ C$)

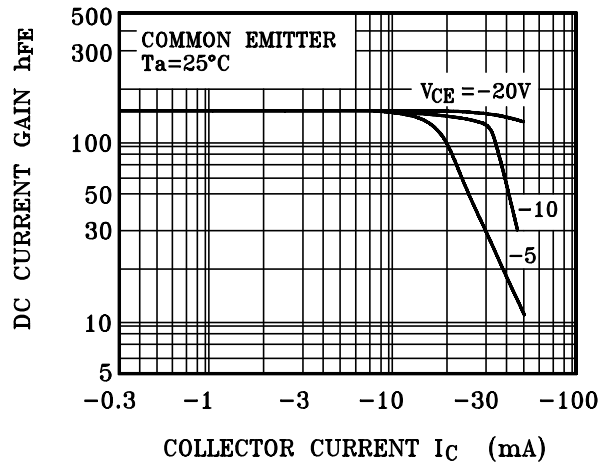
CHARACTERISTIC	SYMBOL	TEST CONDITION	MIN.	TYP.	MAX.	UNIT
Collector Cut-off Current	I_{CBO}	$V_{CB}=-200V, I_E=0$	-	-	-10	nA
		$V_{CB}=-200V, I_E=0, T_j=150^\circ C$	-	-	-10	μA
Emitter Cut-off Current	I_{EBO}	$V_{EB}=-5V, I_C=0$	-	-	-50	nA
DC Current Gain	h_{FE}	$V_{CE}=-20V, I_C=-25mA$	50	-	-	-
Collector-Emitter Saturation Voltage	$V_{CE(sat)}$	$I_C=-30mA, I_B=-5mA$	-	-	-0.6	V
Base-Emitter Voltage	V_{BE}	$V_{CE}=-20V, I_C=-25mA$	-	-0.75	-	V
Transition Frequency	f_T	$V_{CE}=-10V, I_C=-10mA$	60	-	-	MHz
Reverse Transfer Capacitance	C_{re}	$V_{CB}=-30V, I_E=0, f=1MHz$	-	-	1.6	pF

BF421

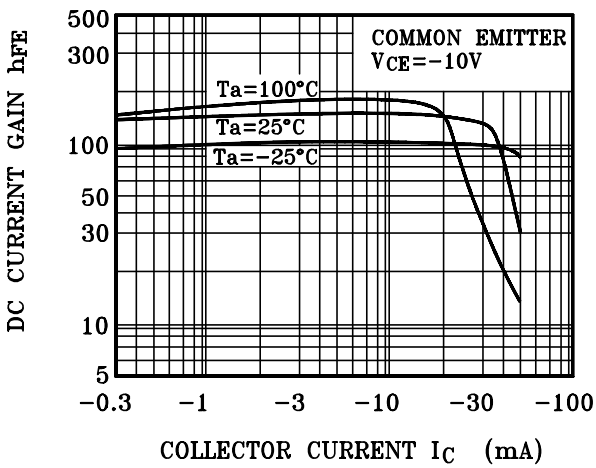
$I_C - V_{CE}$ (LOW VOLTAGE REGION)



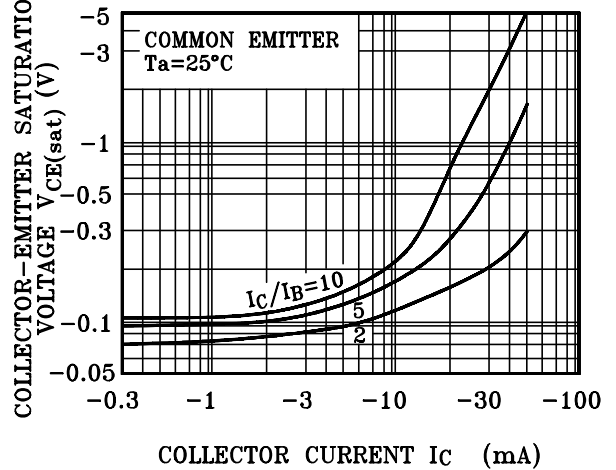
$h_{FE} - I_C$



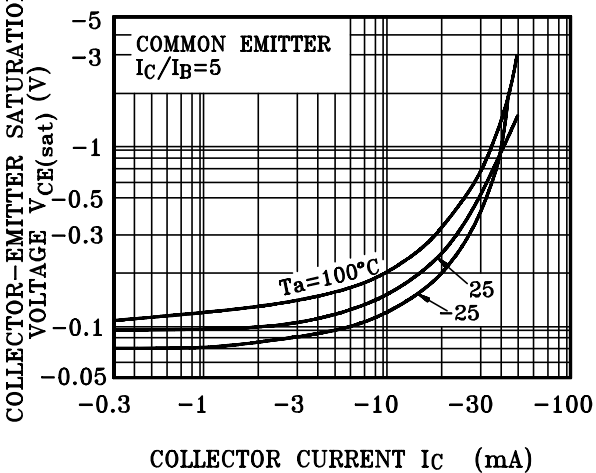
$h_{FE} - I_C$



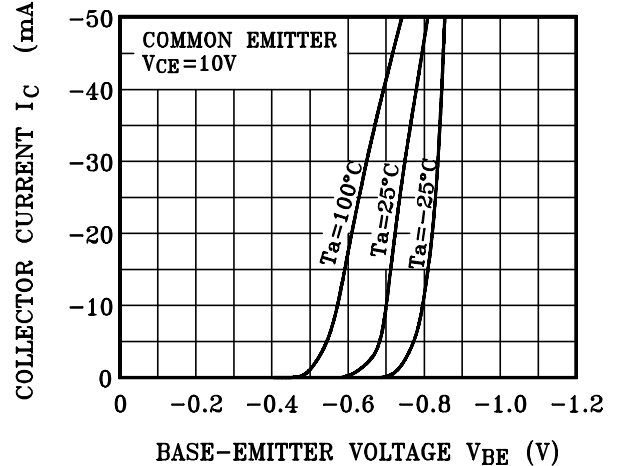
$V_{CE(sat)} - I_C$



$V_{CE(sat)} - I_C$



$I_C - V_{BE}$



BF421

