



PRELIMINARY

SSR4045CTC

SOLID STATE DEVICES, INC

14849 Firestone Boulevard · La Mirada, CA 90638
Phone: (714) 670-SSDI (7734) · Fax: (714) 522-7424

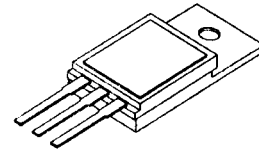
Designer's Data Sheet

FEATURES:

- Low Reverse Leakage
- Low Forward Voltage Drop
- Guard Ring for Overvoltage protection
- Isolated Hermetically Sealed Power Package
- Low inductance leads
- Ideal for High Frequency Applications
- Custom Lead Forming Available
- Eutectic Die Attach
- 175°C Operating Temperature
- Also available in following configurations:
 - Common Anode: SSR4045CAC
 - Doubler: SSR4045DC
- TX, TXV, and Space Level Screening Available

**40 AMP
45 VOLTS
POSITIVE CENTERTAP
SCHOTTKY
RECTIFIER**

CERAMIC TO-254



MAXIMUM RATINGS

RATING	SYMBOL	VALUE	UNIT
Peak Repetitive Reverse and DC Blocking Voltage	VRRM	45	Volts
	VRWM		
	VR		
Average Rectified Forward Current (Resistive Load, 60Hz, Sine Wave, TA=25°C) note 1	Io	40	Amps
Peak Surge Current (8.3 ms Pulse, Half Sine Wave Superimposed on Io, allow junction to reach equilibrium between pulses, TA=25°C) note 1	IFSM	600	Amps
Operating and storage temperature	Top & Tstg	-65 to +175	°C
Maximum Thermal Resistance Junction to Case, note 1	RθJC	0.9	°C/W

NOTE 1: Both legs tied together

NOTE: All specifications are subject to change without notification. SCD's for these devices should be reviewed by SSDI prior to release.

DATA SHEET #: RS0033 B

MED

SSR4045CTC

PRELIMINARY



SOLID STATE DEVICES, INC

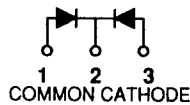
14849 Firestone Boulevard · La Mirada, CA 90638
 Phone: (714) 670-SSDI (7734) · Fax: (714) 522-7424

ELECTRICAL CHARACTERISTICS (Per Leg)

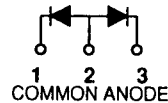
CHARACTERISTICS	SYMBOL	MAXIMUM	UNIT
Instantaneous Forward Voltage Drop (IF = 5 Adc, TA=25°C, 300µs Pulse) (IF = 10 Adc, TA=25°C, 300µs Pulse) (IF = 20 Adc, TA=25°C, 300µs Pulse)	VF1	0.50 0.60 0.80	Vdc
Instantaneous Forward Voltage Drop (IF = 10 Adc, TA= - 55°C, 300µs Pulse)	VF2	0.67	Vdc
Reverse Leakage Current (Rated VR, TA=25°C, 300µs pulse minimum)	IR1	200	µA
Reverse Leakage Current (Rated VR, TA=100°C, 300µs pulse minimum)	IR2	15	mA
Junction Capacitance (VR = 10 Vdc, TA=25°C, f= 1 MHz)	CJ	800	pf

CASE OUTLINE: CERAMIC TO-254

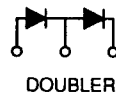
SSR4045CTC
 PIN 1: ANODE 1
 PIN 2: CATHODE
 PIN 3: ANODE 2



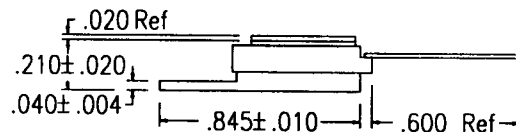
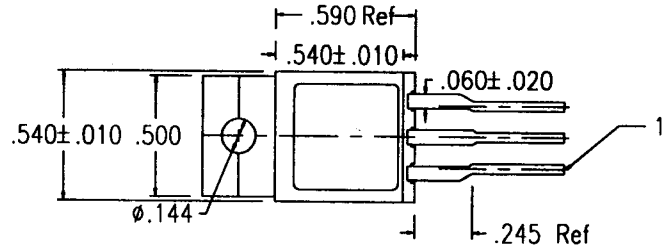
SSR4045CAC
 PIN 1: CATHODE 1
 PIN 2: ANODE
 PIN 3: CATHODE 2



SSR4045DC (note 2)
 PIN 1: CATHODE
 PIN 2: CATHODE 1/ANODE 2
 PIN 3: ANODE



NOTE 2: Consult factory for Doubler Specification



TYPICAL OPERATING CURVES

(TA=25°C unless otherwise specified)

