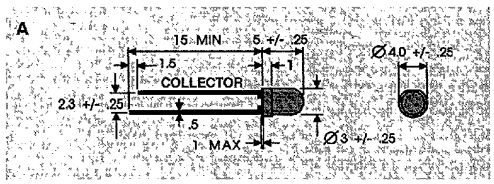

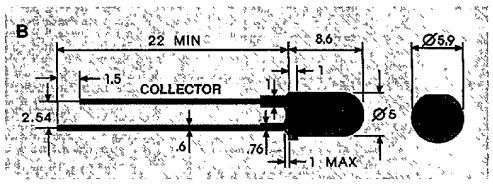

Phototransistors

Line No.	Photo-transistor No.	Size	Light Current I_L V_{CE}=5V H=1mW/cm² Minimum	Typical	Dark Current I_D V_{CE}=10 H=0 Maximum	Collector to Emitter Breakdown Voltage BRCEO I_C=100µA H=0 Minimum	Emitter to Collector Breakdown Voltage BRECO I_E=100µA H=0 Minimum	Collector to Emitter Saturation Voltage V_{CE} (sat) I_C=0.1mA H=2.5mW/cm2 Maximum	Drawing
1	D40	T-1	1.0mA	2.0mA	100nA	30.0V	5.0V	0.8V	A
2	D40A	T-1	2.0mA	4.0mA	100nA	30.0V	5.0V	0.8V	A
3	D40B	T-1	4.0mA	8 0mA	100nA	30.0V	5.0V	0.8V	A
4	D40C	T-1	8.0mA	-	100nA	30.0V	5.0V	0.8V	A
5	D41	T-1¾	1.0mA	2.0mA	100nA	30.0V	5.0V	0.8V	B
6	D41A	T-1¾	2.0mA	4 0mA	100nA	30 0V	5.0V	0.8V	B
7	D41B	T-1¾	4.0mA	8 0mA	100nA	30.0V	5.0V	0.8V	B
8	D41C	T-1¾	8.0mA	-	100nA	30.0V	5.0V	0.8V	B

Absolute Maximum Ratings (Ta = 25°C)

Collector current Ic	25mA
Power Dissipation	100mW
Operating temperature	-50°C +100°C
Storage temperature	-50°C +100°C
Maximum lead soldering temperature (5mm from body) 260°C for 5 seconds	

Response Time

Rise time, T_R (10% to 90%) 3 0µS (V_{CE}=5V Ic=1mA, R_L - 100 Ohm)

Fall time, T_F (90% to 10%) 3 0µS (V_{CE}=5V Ic=1mA, R_L - 100 Ohm)

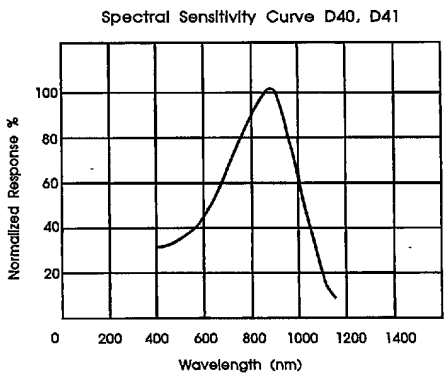

Spectral Sensitivity Curve
D40, D40A, D40B, D40C
D41, D41A, D41B, D41C

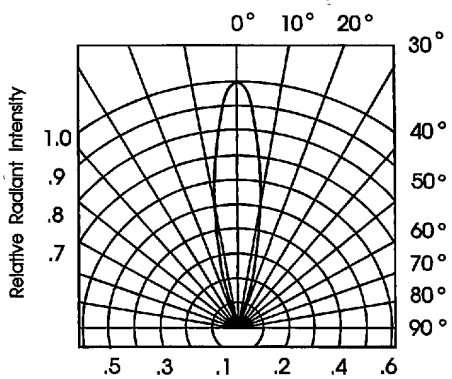

Acceptance Angle
D40, D40A, D40B, D40C
D41, D41A, D41B, D41C

Powered by ICminer.com Electronic-Library Service CopyRight 2003