



PJCF05LC SERIES

5-TVS/ZENER ARRAY FOR ESD AND LATCH-UP PROTECTION

This 5-TVS/Zener Array has been designed to Protect Sensitive Equipment against ESD and to prevent Latch-Up events in CMOS circuitry, operating at 5V, as well as available for 12V, 15V, and 24V Systems. This TVS array offers an integrated solution to protect up to 5 data lines where the board space is a premium.

FEATURES

- 100W Power Dissipation (8/20 μ s Waveform)
- Low Leakage Current
- Very Low Clamping Voltage
- IEC61000-4-2 ESD 20kV air, 15kV Contact Compliance
- Operating voltage options for 5V, 12V, 15V, and 24V
- In compliance with EU RoHS 2002/95/EC directives

MECHANICAL DATA

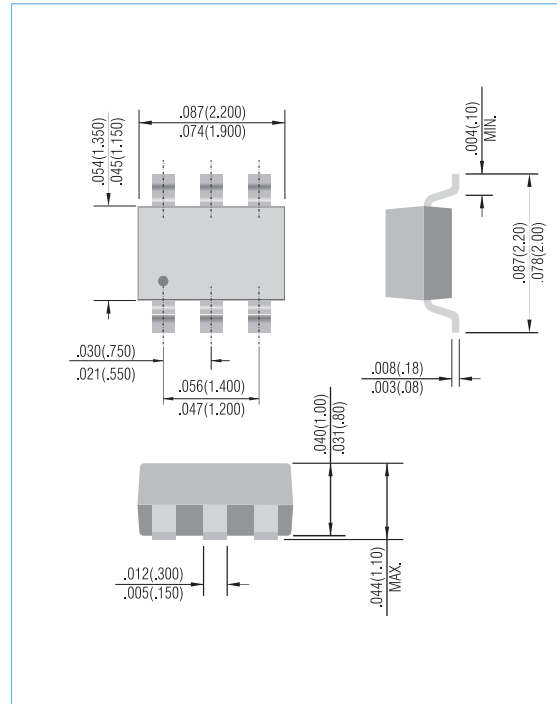
- Case: SOT-363, Plastic
- Terminals: Solderable per MIL-STD-750, Method 2026
- Approx Weight : 0.006 gram

APPLICATIONS

- Personal Digital Assistant (PDA)
- SIM Card Port Protection (Mobile Phone)
- Portable Instrumentation
- Mobile Phones and Accessories
- Memory Card Port Protection

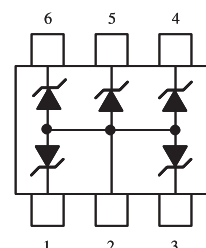
SOT-363

Unit: inch (mm)



MAXIMUM RATINGS (Per Device)

RATING	SYMBOL	VALUE	UNITS
Peak Pulse Power (8/20 μ s Waveform)	P _{PP}	100	W
ESD Voltage (HBM)	V _{ESD}	25	kV
Operating Temperature Range	T _J	-55 to 125	°C
Storage Temperature Range	T _{STG}	-55 to 150	°C





PJCF05LC SERIES

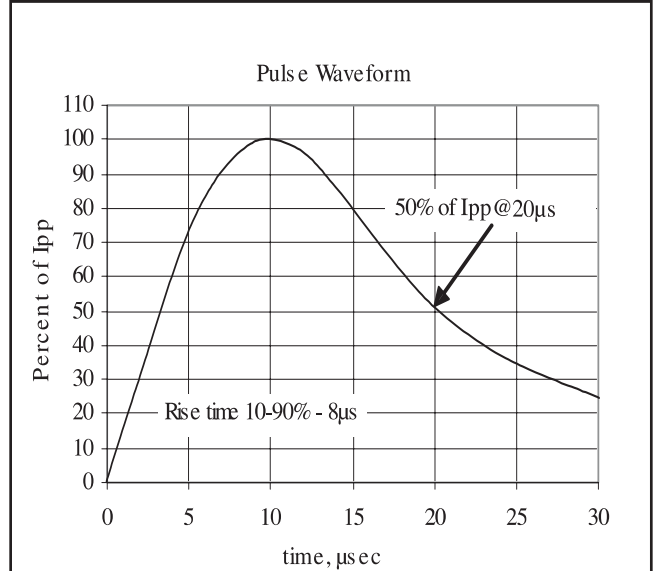
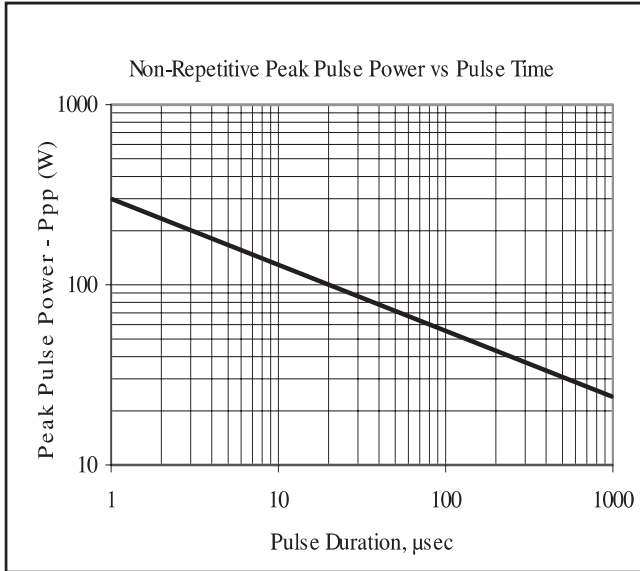
ELECTRICAL CHARACTERISTICS@T_J=25°C (Per Device)

PJCF05LC Marking C05						
PARAMETER	SYMBOL	CONDITIONS	MIN	TYP	MAX	UNITS
Reverse Stand-Off Voltage	V _{WRM}	-	-	-	5	V
Reverse Breakdown Voltage	V _{BR}	I _{BR} =1mA	6.2	-	-	V
Reverse Leakage Current	I _R	V _R =5V	-	-	0.5	μA
Clamping Voltage (8/20μs)	V _C	I _{PP} =5A	-	-	10	V
Clamping Voltage (8/20μs)	V _C	I _{PP} =9A	-	-	11	V
Off State Junction Capacitance	C _J	0Vdc Bias f=1MHz Between I/O pins and pin 2	-	-	100	pF
PJCF12LC Marking C12						
PARAMETER	SYMBOL	CONDITIONS	MIN	TYP	MAX	UNITS
Reverse Stand-Off Voltage	V _{WRM}	-	-	-	12	V
Reverse Breakdown Voltage	V _{BR}	I _{BR} =1mA	13.3	-	-	V
Reverse Leakage Current	I _R	V _R =12V	-	-	0.5	μA
Clamping Voltage (8/20μs)	V _C	I _{PP} =3A	-	-	18	V
Clamping Voltage (8/20μs)	V _C	I _{PP} =5A	-	-	20	V
Off State Junction Capacitance	C _J	0Vdc Bias f=1MHz Between I/O pins and pin 2	-	-	50	pF
PJCF15LC Marking C15						
PARAMETER	SYMBOL	CONDITIONS	MIN	TYP	MAX	UNITS
Reverse Stand-Off Voltage	V _{WRM}	-	-	-	15	V
Reverse Breakdown Voltage	V _{BR}	I _{BR} =1mA	16.6	-	-	V
Reverse Leakage Current	I _R	V _R =15V	-	-	0.5	μA
Clamping Voltage (8/20μs)	V _C	I _{PP} =3A	-	-	23	V
Clamping Voltage (8/20μs)	V _C	I _{PP} =4A	-	-	25	V
Off State Junction Capacitance	C _J	0Vdc Bias f=1MHz Between I/O pins and pin 2	-	-	40	pF
PJCF24LC Marking C24						
PARAMETER	SYMBOL	CONDITIONS	MIN	TYP	MAX	UNITS
Reverse Stand-Off Voltage	V _{WRM}	-	-	-	24	V
Reverse Breakdown Voltage	V _{BR}	I _{BR} =1mA	26.7	-	-	V
Reverse Leakage Current	I _R	V _R =24V	-	-	0.5	μA
Clamping Voltage (8/20μs)	V _C	I _{PP} =1A	-	-	35	V
Clamping Voltage (8/20μs)	V _C	I _{PP} =2A	-	-	45	V
Off State Junction Capacitance	C _J	0Vdc Bias f=1MHz Between I/O pins and pin 2	-	-	30	pF



PJCF05LC SERIES

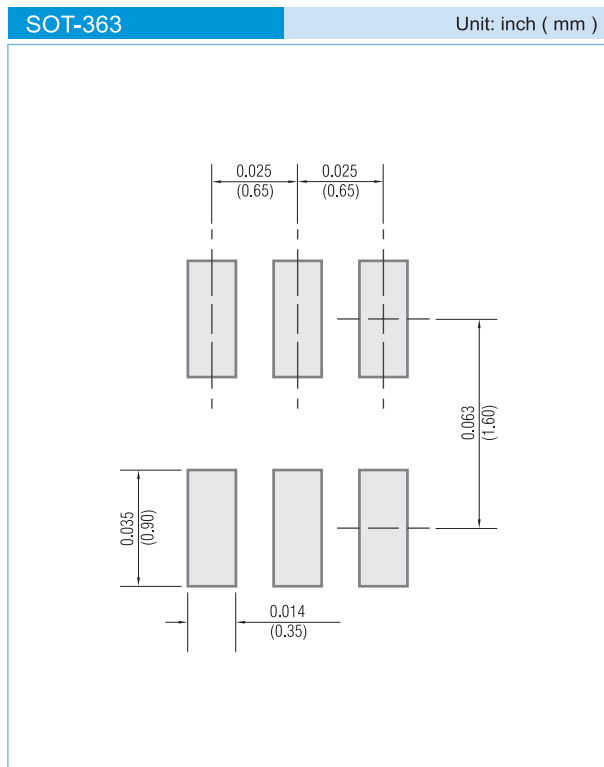
TYPICAL CHARACTERISTICS 25°C unless otherwise noted





PJCF05LC SERIES

MOUNTING PAD LAYOUT



ORDER INFORMATION

- Packing information
 - T/R - 10K per 13" plastic Reel
 - T/R - 3K per 7" plastic Reel

LEGAL STATEMENT

Copyright PanJit International, Inc 2008

The information presented in this document is believed to be accurate and reliable. The specifications and information herein are subject to change without notice. Pan Jit makes no warranty, representation or guarantee regarding the suitability of its products for any particular purpose. Pan Jit products are not authorized for use in life support devices or systems. Pan Jit does not convey any license under its patent rights or rights of others.