

PLEASE CHECK WWW.MOLEX.COM FOR LATEST PART INFORMATION

Part Number: [0016020098](#)
Status: **Active**
Overview: [cgrid_sl_products](#)
Description: SL™ Crimp Terminal 70058, 24-30 AWG, Bag Selective Gold (Au)

Documents:

[Drawing \(PDF\)](#) [Product Specification PS-70400 \(PDF\)](#)
[Product Specification PS-70058 \(PDF\)](#) [RoHS Certificate of Compliance \(PDF\)](#)

General

Product Family Crimp Terminals
 Series [70058](#)
 Crimp Quality Equipment Yes
 Overview [cgrid_sl_products](#)
 Product Name SL™

Physical

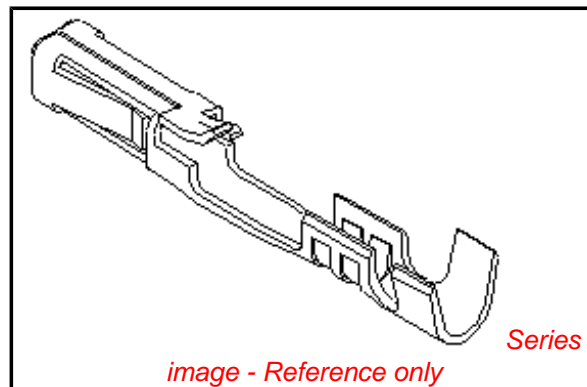
Gender Female
 Material - Metal Phosphor Bronze
 Material - Plating Mating Gold
 Material - Plating Termination Tin
 Packaging Type Bag
 Plating min: Mating (µin) 30
 Plating min: Mating (µm) 0.75
 Plating min: Termination (µin) 50
 Plating min: Termination (µm) 1.25
 Termination Interface: Style Crimp or Compression
 Wire Insulation Diameter 1.52mm (.060") max.
 Wire Size AWG 24, 26, 28, 30
 Wire Size mm² N/A

Material Info

Old Part Number 70058-0208

Reference - Drawing Numbers

Packaging Specification PK-70873-0822
 Product Specification PS-70058, PS-70400
 Sales Drawing SD-70058-0208
 Test Summary TS-70058-001



EU RoHS

ELV and RoHS Compliant
REACH SVHC
Contains SVHC: No
Halogen-Free Status

China RoHS



Need more information on product environmental compliance?

Email productcompliance@molex.com
 For a multiple part number RoHS Certificate of Compliance, [click here](#)

Please visit the [Contact Us](#) section for any non-product compliance questions.

Search Parts in this Series

[70058Series](#)

Application Tooling | [FAQ](#)

Tooling specifications and manuals are found by selecting the products below. Crimp Height Specifications are then contained in the Application Tooling Specification document.

Global

Description	Product #
Hand Crimp Tool, UL 0638118800 Approved	
Insertion Tool	0011020022
Extraction Tool	0011030036

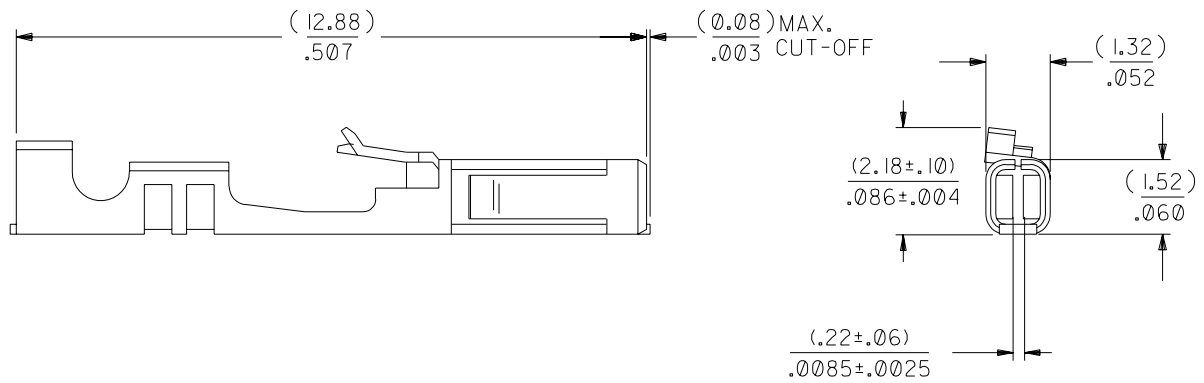
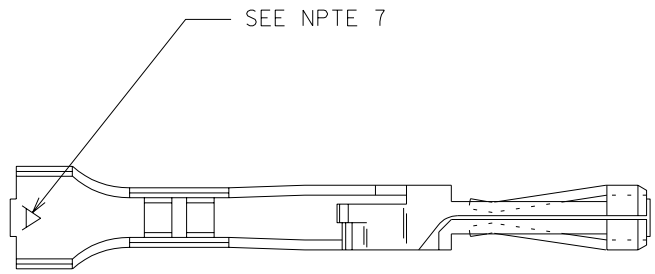
NOTES:

1. TERMINAL TO BE USED IN HOUSINGS 70066-**** AND 70450-****
2. REFER TO PRODUCT SPECIFICATION PS-70058
3. REFER TO MOLEX OPERATIONS AND SERVICE MANUAL FOR CRIMP DETAILS
4. TERMINAL TO BE USED WITH (0.64)/.025 SQUARE PINS
5. TERMINAL TO BE USED WITH 24-30 AWG STRANDED WIRE WITH (1.52)/.060 MAX. DIA. INSULATION
6. TERMINALS SUPPLIED LOOSE PER DRAWING PK-70873-0822
7. CRIMP SIZE INDICATOR A=24-30 AWG

*THE PRIMARY SHIPPING CARTON WILL BE LABELED "COMPLIANT TO RoHS DIRECTIVE 2002/95/EC AND ELV ANNEX II OF DIRECTIVE 2000/53/EC". CARTONS WITHOUT THIS LABEL MAY CONTAIN PRODUCT WITH LEAD.

PLATING:

.000030 MIN. GOLD PLATE IN SELECT AREA,
 .000075 MIN. TIN PLATE IN SELECT AREA,
 OVER NICKEL PLATE OVERALL.



D	LEAD FREE UCP2004-1769 RWHITE 04/03/11	CI	REVISED PER ECR #U70928 MCGRATH 97/06/26
C3	ADD CRP SIZE&NOTE 7 ECN UDT1998-0183 MQWANG 04/17/98	C	REVISE PER ECR# U82218 11-07-88 MJM/MGB
C2	REVISED ECR #U80270 MCGRATH 97/07/31	B	REDRAWN & REVISED PER ECR #U81133 03/02/88 MJM/JAS
LTR.	REVISIONS	LTR.	REVISIONS

DIMENSIONS SHOWN (METRIC) INCH	
UNLESS OTHERWISE SPECIFIED TOLERANCES: ANGULAR ± 1/2°	
3 PLACE	± .005 ---
2 PLACE	± .01 ± 0.13
1 PLACE	--- ± 0.25
DRAFT WHERE APPLICABLE MUST REMAIN WITHIN DIMENSIONS	
DRWG. BY: JAS	CHK'D. BY:
APP'D. BY:	SCALE 10: 1

▽ = 0	▼ = 0	REVISE ONLY ON CAD SYSTEM	
TITLE TERMINAL - BOX/CRIMP			
MOLEX INCORPORATED LISLE, ILL. 60532 U.S.A.		SHEET NO. 1 OF 1	DATE 03/02/88
PART NO. 016-02-0098		DRWG. NO. SD-70058-0208	
FILE NAME S70058A8 DGN	THIS DRAWING CONTAINS INFORMATION THAT IS PROPRIETARY TO MOLEX INC. AND SHOULD NOT BE USED WITHOUT WRITTEN PERMISSION.		DIV. SIZE DA B