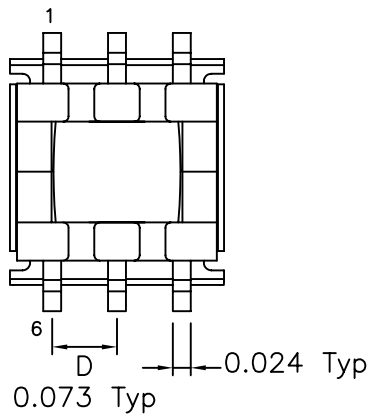
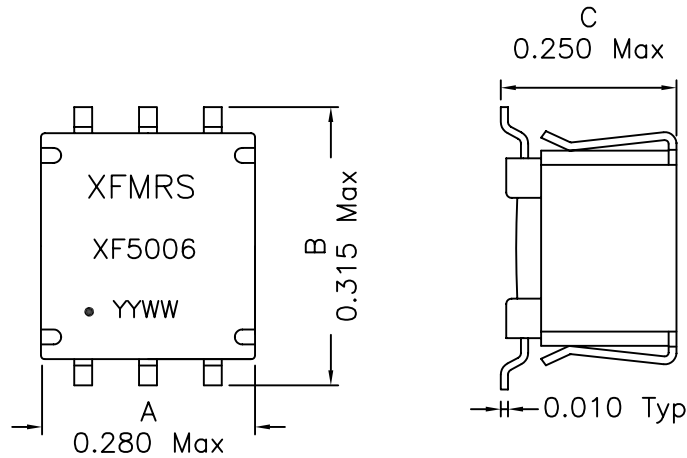
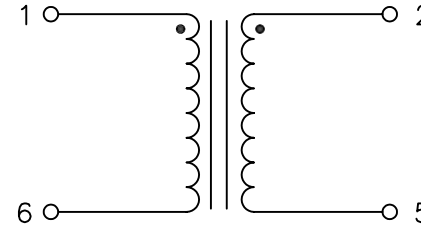


1. Mechanical Dimensions:



BOTTOM VIEW

2. Schematic:



3. Electrical Specifications:

- Turns Ratio: 1:1 ±1% (1-6):(2-5) @10KHz 0.1V
- Isolation Voltage: 600Vdc, Wdg to Wdg
- OCL: Pins (1-6) 0.50mH ±10% @10KHz, 0.1V
- OCL: Pins (1-5) 2.00mH ±10% @10KHz, 0.1V (short 2+6)
- DCR: (1-6) 7.90 Ohms±10%
- DCR: (2-5) 7.90 Ohms±10%

Notes:

1. Solderability: Leads shall meet MIL-STD-202, Method 208D for solderability.
2. Flammability: UL94V-0
3. ASTM oxygen index: > 28%
4. Insulation System: Class F 155°C. UL file E151556
5. Operating Temperature Range: All listed parameters are to be within tolerance from -40°C to +85°C
6. Storage Temperature Range: -55°C to +125°C
7. Aqueous wash compatible

DOC. REV: A/4

XFMRS Inc	Title: ADSL COUPLED INDUCTOR	
	UNLESS OTHERWISE SPECIFIED TOLERANCES: .xxx ±0.010 Dimensions in INCH	P/N: XF5006-AD1S REV. A
	DWN. 廖玉坤	Apr-10-01
	CHK. 李清儿	Apr-10-01
	APP. Isaiah M	Apr-10-01