

# KNOBS

TYPE

PATTERN

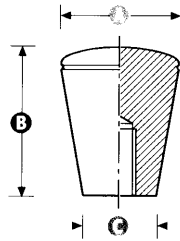


THREAD OR BORE

TO FIT SHAFT DIAMETER

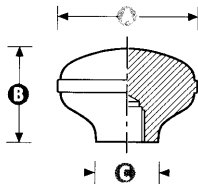

**RENKOL** 7

Gloss finish duroplast



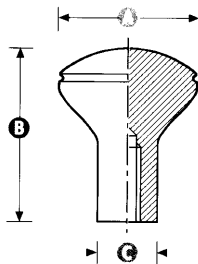
FEMALE	<b>I031</b>	22	30	12	M6 M8
Moulded thread	<b>I032</b>	28	35	18	M8 M10
	<b>I033</b>	35	44	22	M10 M12
	<b>I034</b>	45	60	25	M10 M12
SELF FIX	<b>I031/SF</b>	22	30	12	6
Simple knock-on assembly onto plain shaft	<b>I032/SF</b>	28	35	18	8
	<b>I033/SF</b>	35	44	22	10 12
	<b>I034/SF</b>	45	60	25	12 16

Gloss finish duroplast



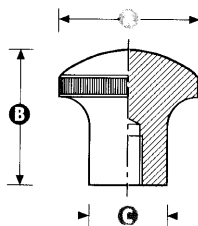
FEMALE	<b>360</b>	38	24	17	M6 M8 M10
Moulded thread	<b>361</b>	51	34	22	M10 M12
SELF FIX	<b>360/SF</b>	38	24	17	10
Simple knock-on assembly onto plain shaft	<b>361/SF</b>	51	34	22	12

Gloss finish duroplast



FEMALE	<b>940</b>	30	35	16	M6 M8 M10
Moulded thread					

Gloss finish duroplast



FEMALE	<b>942</b>	38	38	22	M6 M8 M10
Moulded thread					

TYPE

PATTERN



THREAD OR BORE

TO FIT SHAFT DIAMETER

Most patterns are available with imperial threads (Whitworth) or bores

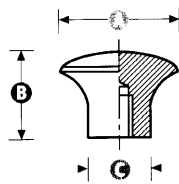
Non standard thread diameters, lengths, insert materials and other modifications are available for minimum quantities. The standard colour is black. Some patterns are available in a choice of colours. Contact our sales department for details.

All dimensions in mm and are approximate

# KNOBS

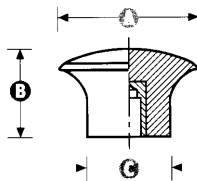
8

Gloss finish duroplast

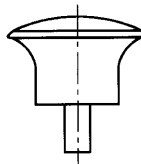


TYPE	PATTERN	A	B	C	D	E	F	THREAD OR BORE	LENGTH OF MALE THREAD
FEMALE	<b>72</b>	22	20	12				M5 M6	
Moulded thread	<b>77</b>	27	20	14				M6	
SELF FIX	<b>77/SF</b>	27	20	14				6	
Simple knock-on assembly onto plain shaft									

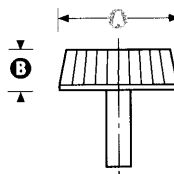
Gloss finish duroplast



TYPE	PATTERN	A	B	C	D	E	F	THREAD OR BORE	LENGTH OF MALE THREAD
FEMALE									
Aluminium insert	<b>1008</b>	35	34	20				M6 M8	
MALE	<b>1008/M</b>	35	34	20				M6 M8	12
Plated steel insert									

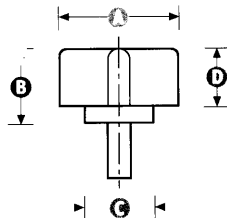


Matt finish reinforced thermoplastic



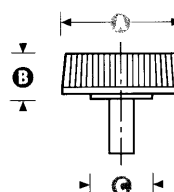
TYPE	PATTERN	A	B	C	D	E	F	THREAD OR BORE	LENGTH OF MALE THREAD
MALE									
Plated steel insert	<b>781/M</b>	15	6					M4 M5 M6	10 15
	<b>782/M</b>	25	13					M6 M8	10 15 20

Gloss finish duroplast



TYPE	PATTERN	A	B	C	D	E	F	THREAD OR BORE	LENGTH OF MALE THREAD
MALE									
Plated steel insert	<b>1341/M</b>	21	13	12	10			M5 M6	10 20

Gloss finish duroplast



TYPE	PATTERN	A	B	C	D	E	F	THREAD OR BORE	LENGTH OF MALE THREAD
MALE									
Plated steel insert	<b>1472/M</b>	21	9	10				M5 M6	10 20

Most patterns are available with imperial threads (Whitworth) or bores

Non standard thread diameters, lengths, insert materials and other modifications are available for minimum quantities. The standard colour is black. Some patterns are available in a choice of colours. Contact our sales department for details.

All dimensions in mm and are approximate