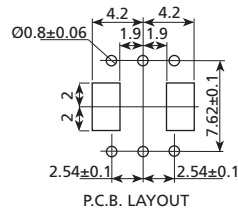

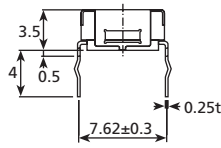


Rotary Switches

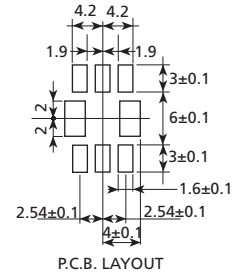

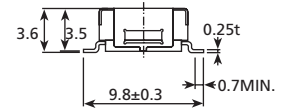

7.2 x 7.2 mm Rotary DIP Switches

RD3 Series



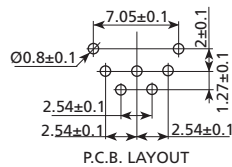
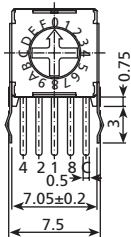
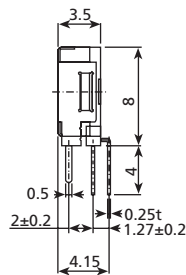
The hatched portion should not receive conductive pattern

RD3T1 THT Top Adjust Type

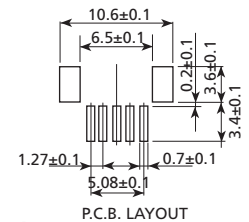
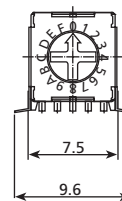
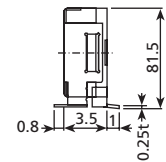


The hatched portion should not receive conductive pattern

RD3S1 SMT Top Type



RD3T2 THT Right Angle



RD3S2 SMT Right Angle Type

How to order:

RD3

1 TYPE OF TERMINALS:

- T1 THT Top Adjust Type
- T2 THT Right Angle Type
- S1 SMT Top Type
- S2 SMT Right Angle Type

2 NO. OF POSITIONS:

- 10 10 Positions
- 16 16 Positions

3 GROUND TERMINAL:

- N Without Ground Terminal
- G With Ground Terminal

4 CODE:

- R Real Code
- S Complementary Code

5 PACKAGING TYPE:

- TB Tube
- TR Tape & Reel (Only for RD3S)

General Specifications:

FEATURES

- » Flat type with outer dimensions 7.2mm square
- » Gold plated contact area ensures reliable electric continuity for micro current

MECHANICAL

- » Operating Force: 510 gf max. (rotational torque)
- » Operation Temperature: -20°C to +70°C
- » Storage Temperature: -25°C to +85°C

ELECTRICAL

- » Contact Rating: 100mA, 5VDC

SOLDERING PROCESSES

- » Solderability for THT: After flux 230±5°C for 5±0.5 seconds, 95% coverage
- » Resistance to soldering heat for THT: 260±5°C for 5±1 seconds
- » Reflow soldering heat for SMT (reference only): 210°C for 20 seconds or less, peak temperature 230°C or less