


*ROHS COMPLIANT



BOURNS®

Features

- Available in E12 series
- Low profile - 3.8 mm unit height
- High current
- Lead free
- RoHS compliant*

Applications

- Input/output of DC/DC converters
- Power supplies for:
 - Portable communication equipment
 - Camcorders
 - LCD TVs
 - Car radios

SRR0804 Series - Shielded Power Inductors

Electrical Specifications

Bourns Part No.	Inductance 1kHz		Q Ref.	Test Frequency (MHz)	SRF Min. (MHz)	RDC (Ω)	I rms Max. (A)	I sat Typ. (A)
	(μH)	Tol. %						
SRR0804 - 5R0M	5.0	± 20	20	7.96M	45.0	0.08	1.70	2.80
SRR0804 - 7R5M	7.5	± 20	20	7.96M	40.0	0.10	1.40	2.60
SRR0804 - 100M	10	± 20	38	2.52M	32.0	0.12	1.20	2.20
SRR0804 - 120M	12	± 20	38	2.52M	28.0	0.15	1.10	1.90
SRR0804 - 150M	15	± 20	38	2.52M	25.0	0.17	1.00	1.60
SRR0804 - 180Y	18	± 15	35	2.52M	23.0	0.19	0.90	1.50
SRR0804 - 220Y	22	± 15	30	2.52M	22.0	0.25	0.80	1.30
SRR0804 - 270Y	27	± 15	28	2.52M	18.0	0.27	0.70	1.30
SRR0804 - 330Y	33	± 15	26	2.52M	17.0	0.30	0.65	1.10
SRR0804 - 390Y	39	± 15	26	2.52M	16.0	0.38	0.60	1.00
SRR0804 - 470K	47	± 10	24	2.52M	14.0	0.46	0.55	0.95
SRR0804 - 560K	56	± 10	24	2.52M	12.0	0.60	0.50	0.85
SRR0804 - 680K	68	± 10	22	2.52M	11.0	0.70	0.45	0.80
SRR0804 - 820K	82	± 10	20	2.52M	10.0	0.80	0.40	0.73
SRR0804 - 101K	100	± 10	50	0.796M	9.0	0.95	0.37	0.65
SRR0804 - 121K	120	± 10	50	0.796M	8.5	1.00	0.35	0.55
SRR0804 - 151K	150	± 10	53	0.796M	7.0	1.30	0.30	0.50
SRR0804 - 181K	180	± 10	53	0.796M	6.0	1.45	0.28	0.45
SRR0804 - 221K	220	± 10	55	0.796M	5.5	1.90	0.24	0.40
SRR0804 - 271K	270	± 10	50	0.796M	5.5	2.15	0.22	0.35
SRR0804 - 331K	330	± 10	60	0.796M	5.0	2.80	0.19	0.32
SRR0804 - 391K	390	± 10	55	0.796M	4.5	3.30	0.17	0.30
SRR0804 - 471K	470	± 10	60	0.796M	4.0	3.60	0.16	0.28

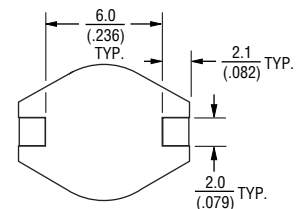
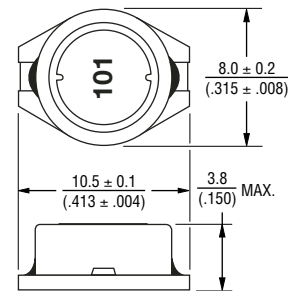
General Specifications

Test Voltage.....1 V
 Reflow soldering.....250 °C; 10 sec max.
 (In compliance with JEDEC, J-STD-020C, Table 4-2)
 Operating Temperature ..-40 °C to +125 °C
 (Temperature rise included)
 Storage Temperature..-40 °C to +125 °C
 Resistance to Soldering Heat
250 °C, 10 sec. max.

Materials

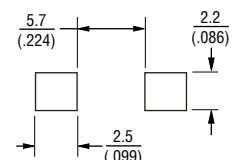
CoreFerrite DR&RI
 WireEnamelled copper
 BaseLCP E4008
 Terminal.....Cu/Ni/Sn
 Rated Current
Ind. drop 10 % typ. at Isat
 Temperature Rise
40 °C max. at rated Irms
 Packaging.....1000 pcs. per reel

Product Dimensions

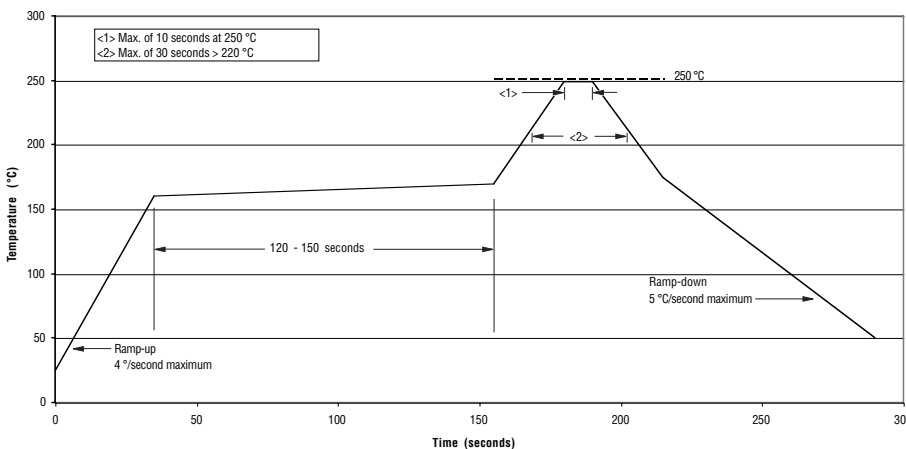


DIMENSIONS: $\frac{\text{MM}}{\text{(INCHES)}}$

Recommended Layout



Soldering Profile

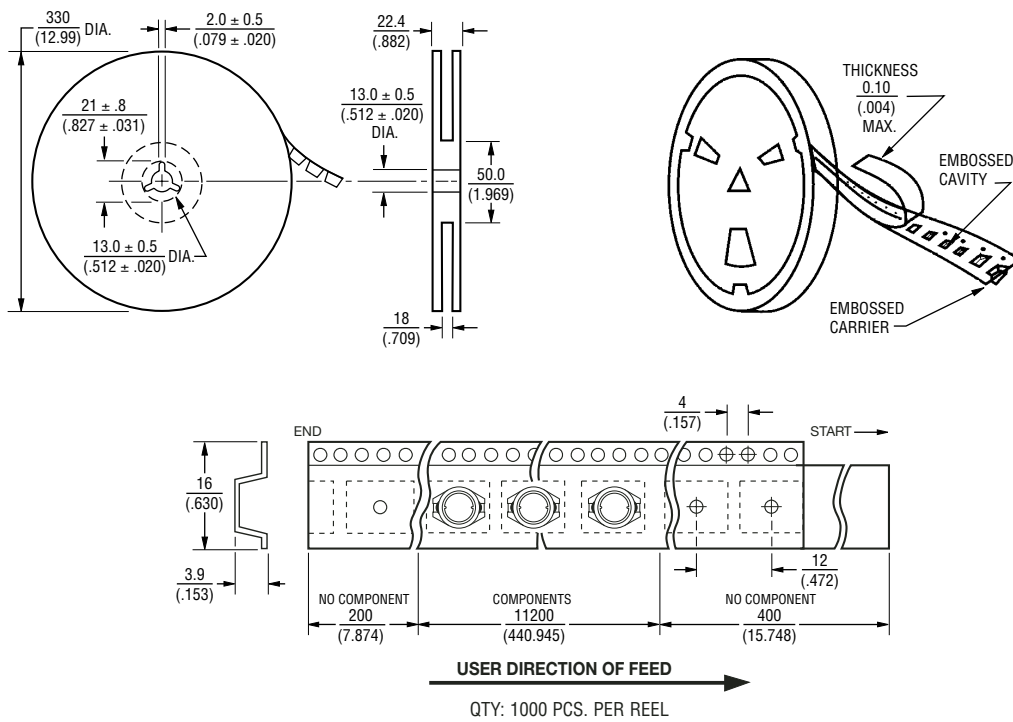


*RoHS Directive 2002/95/EC Jan 27 2003 including Annex Specifications are subject to change without notice. Customers should verify actual device performance in their specific applications.

SRR0804 Series - Shielded Power Inductors

BOURNS®

Packaging Specifications



REV. 02/06

Specifications are subject to change without notice.
Customers should verify actual device performance in their specific applications.