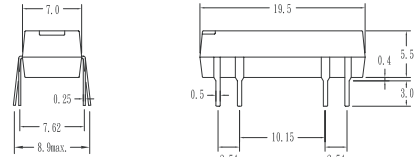
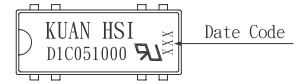


Features

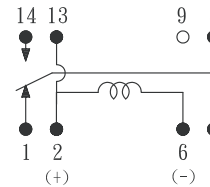
1. Molded epoxy body.
2. Dip type construction with the same terminal pitch as ICs or TTLs simplifies PC board designing. In addition, the high sensitivity allows direct driving by TTL, etc.
3. Automatic insertion compatible.
4. Sealed construction permits automatic flow soldering and cleaning.
5. Diode & Magnetic shield are available.

Outside Dimension:Unit (mm)



TOLERANCE : ± 0.1mm

Schematic:Top View



Coil Ratings

(AT 20°C)

Parameter	Rating	Unit
Coil Resistance	200	Ω (±10%)
Nominal Coil Voltage	5	VDC
Maximum Continuous Voltage	10	VDC
Must Operate	3.75	VDC
Must Release	1.0	VDC
Rated Current	25	mA

Electrical Characteristics

Parameter	Rating	Unit
Contact Resistance	150	mΩ (max)
Operate Time	1.0	ms(max)
Bounce Time	2.0	ms(max)
Release Time	1.0	ms(max)
Insulation Resistance (100VDC)	10 ⁹	Ω (min)
Power	3	VA(max)
Switching Voltage	100	VDC(max)
Switching Current	0.25	A(max)
Carry Current	0.5	A(max)
Breakdown Voltage (Across Open Contact)	200	VDC(min)
(Between Coil & Contact)	500	VDC(min)
Life Expectancy (Signal Level)	5 x 10 ⁷	
Operating Temp	-40 to 85	°C
Storage Temp	-50 to 125	°C
Resonant Frequency	3.5	KHZ
Vibration (10-2000HZ)	20	g(max)
Minimum Permissible Load	100	mVDC 10μA