

**PLEASE CHECK WWW.MOLEX.COM FOR LATEST PART INFORMATION**

**Part Number:** [0026222161](#)  
**Status:** **Active**  
**Overview:** [kk](#)  
**Description:** 3.96mm (.156") Pitch KK® Wire-to-Board Header, Vertical, Round Pin, with Polarizing Wall, 16 Circuits, Gold (Au) Plating

**Documents:**

[3D Model](#) [Product Specification PS-99020-0087 \(PDF\)](#)  
[Drawing \(PDF\)](#) [RoHS Certificate of Compliance \(PDF\)](#)

**Agency Certification**

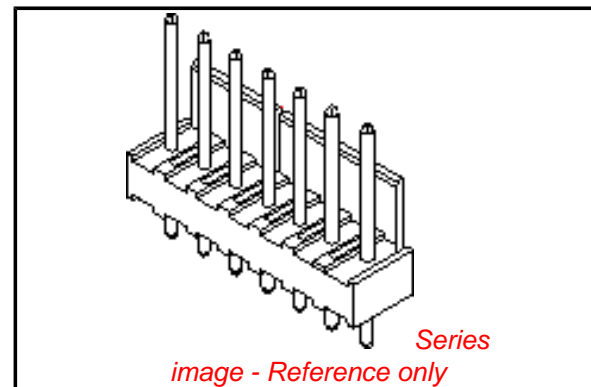
CSA LR19980  
TUV R72090224

**General**

Product Family PCB Headers  
Series [3190](#)  
Application Wire-to-Board  
Overview [kk](#)  
Product Name KK®

**Physical**

Breakaway No  
Circuits (Loaded) 16  
Circuits (maximum) 16  
Color - Resin Natural  
First Mate / Last Break No  
Flammability 94V-2  
Glow-Wire Compliant No  
Guide to Mating Part No  
Keying to Mating Part None  
Lock to Mating Part None  
Material - Metal Brass  
Material - Plating Mating Gold  
Material - Plating Termination Gold  
Material - Resin Nylon  
Number of Rows 1  
Orientation Vertical  
PC Tail Length (in) 0.175 In  
PC Tail Length (mm) 4.45 mm  
PCB Locator No  
PCB Retention None  
PCB Thickness Recommended (in) 0.062 In  
PCB Thickness Recommended (mm) 1.60 mm  
Packaging Type Bag  
Pitch - Mating Interface (in) 0.156 In  
Pitch - Mating Interface (mm) 3.96 mm  
Plating min: Mating (µin) 20  
Plating min: Mating (µm) 0.5  
Plating min: Termination (µin) 20  
Plating min: Termination (µm) 0.5  
Polarized to PCB No  
Shrouded Partial  
Stackable No  
Temperature Range - Operating 0°C to +75°C  
Termination Interface: Style Through Hole



**EU RoHS**

**ELV and RoHS Compliant**  
**REACH SVHC**  
Not Reviewed  
**Halogen-Free Status**  
**Not Reviewed**

**China RoHS**



**Need more information on product environmental compliance?**

Email [productcompliance@molex.com](mailto:productcompliance@molex.com)  
For a multiple part number RoHS Certificate of Compliance, [click here](#)

Please visit the [Contact Us](#) section for any non-product compliance questions.

**Search Parts in this Series**

[3190Series](#)

**Mates With**

[3069](#) KK® Crimp Terminal Housing. [3215](#) KK® PC Board Connector

**Electrical**

Current - Maximum per Contact  
Voltage - Maximum

7A  
250V

**Solder Process Data**

Lead-free Process Capability

Wave Capable (TH only)

**Material Info**

Old Part Number

319016AG

**Reference - Drawing Numbers**

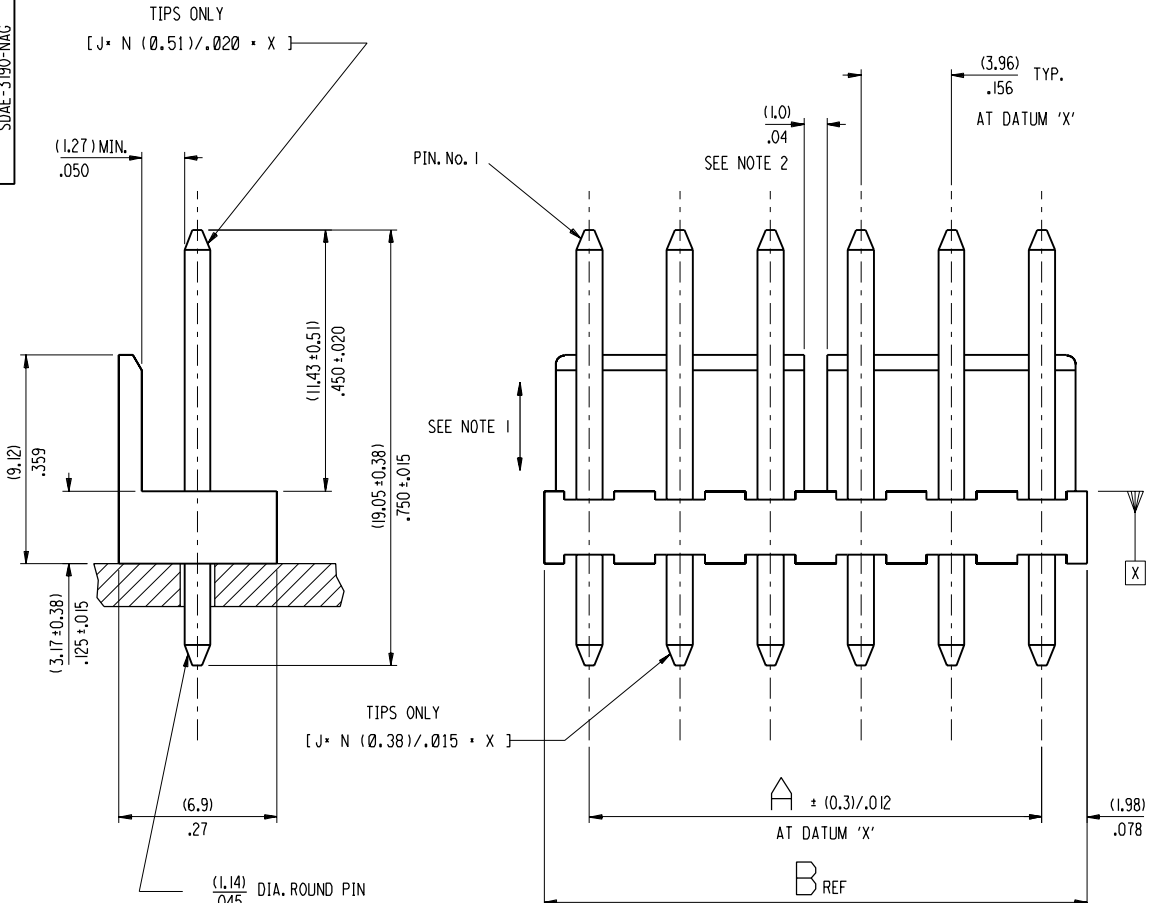
Product Specification

PS-99020-0087

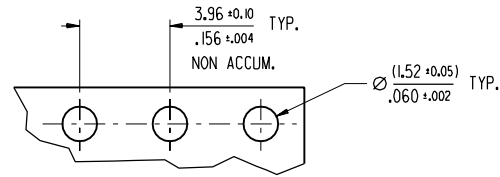
This document was generated on 05/26/2010

**PLEASE CHECK [WWW.MOLEX.COM](http://WWW.MOLEX.COM) FOR LATEST PART INFORMATION**

PART NO. SEE CHART  
 DWG. NO. SDAE-3190-NAG



GOLD PLATE (0.0008) / .000030  
 (0.0005) / .000020  
 OVER  
 NICKEL PLATE (0.0015) / .000060  
 (0.0008) / .000030



RECOMMENDED P.C.B.  
 HOLE DIMENSIONS

CCTS	DGN NO.	PART NO.	DIM	ADIM
2	AE-3190-2AG	26-22-2021	(3.96) .156	(7.92) .312
3	-3AG	-2031	(7.92) .312	(11.89) .468
4	-4AG	-2041	(11.89) .468	(15.85) .624
5	-5AG	-2051	(15.85) .624	(19.81) .780
6	-6AG	-2061	(19.81) .780	(23.77) .936
7	-7AG	-2071	(23.77) .936	(27.74) 1.092
8	-8AG	-2081	(27.74) 1.092	(31.70) 1.248
9	-9AG	-2091	(31.70) 1.248	(35.66) 1.404
10	-10AG	-2101	(35.66) 1.404	(39.62) 1.560
11	-11AG	-2111	(39.62) 1.560	(43.59) 1.716
12	-12AG	-2121	(43.59) 1.716	(47.55) 1.872
13	-13AG	-2131	(47.55) 1.872	(51.51) 2.028
14	-14AG	-2141	(51.51) 2.028	(55.47) 2.184
15	-15AG	-2151	(55.47) 2.184	(59.44) 2.340
16	-16AG	-2161	(59.44) 2.340	(63.40) 2.496
17	-17AG	-2171	(63.40) 2.496	(67.36) 2.652
18	AE-3190-18AG	26-22-2181	(67.36) 2.652	(71.32) 2.808

NOTES:

- PIN PUSH OUT FORCE: 3 LBS, MIN.
- ASSY'S OVER 5 CCTS. WILL HAVE SLOTS IN POLARIZING RIB.
- SOLDERABILITY PER MOLEX SPEC. No. 152.
- WAFER MAT'L: NYLON, UL94V-2.

DRAWN ON CAD EC NO. 2000-0932 DRWNS:VMURTAGH99/10/12 CHK: / / / / APPR: / / / /	QUALITY SYMBOLS MAJOR = CRITICAL = C =	GENERAL TOLERANCES: (UNLESS SPECIFIED)		SCALE 5 : 1	DESIGN UNITS <input type="checkbox"/> mm <input type="checkbox"/> INCH	THIRD ANGLE PROJECTION <input checked="" type="checkbox"/> mm <input type="checkbox"/> INCH <input type="checkbox"/> mm ONLY	SHT REV REVISION ON CAD ONLY
		4 PLACES ±0. ±.	3 PLACES ±0. ±.010	2 PLACES ±0.25 ±.014	1 PLACE ±0.35 ±.		
REV	DESCRIPTION	ANGULAR: ± 1/2 °		DRAFT WHERE APPLICABLE MUST REMAIN WITHIN DIMENSIONS	CHECKED BY & DATE TMAHON 99/ /	MATERIAL NO. SEE CHART SDAE-3190 -NAG	DRAWING NO. SDAE-3190 -NAG
		DRAWN BY & DATE TMAHON 99/ /		APPROVED BY & DATE MWILHITE 99/ /	CAD FILENAME S3190X1.DGN		

THIS DRAWING CONTAINS INFORMATION THAT IS PROPRIETARY TO MOLEX INCORPORATED AND SHOULD NOT BE USED WITHOUT WRITTEN PERMISSION.