

MIC-3716


MIC-3714

MIC-3723/3723R


250 kS/s, 16-bit, 16-ch CPCI Multifunction Card

30 MS/s, Simultaneous 4-ch Analog Input CPCI Card


16-bit, 8-ch Non-isolated Analog Output CPCI Cards



MIC-3716/3



MIC-3714/3



MIC-3723R/3

MIC-3723/3

Specifications

Analog Input

- Channels: 16 single-ended, 8 differential, or combination
- Resolution: 16 bits
- Max. Sampling Rate: 250 kS/s
- FIFO Size: 1024 samples/ch
- Overvoltage Protection: 30 Vp-p
- Input Impedance: 100 M Ω /10 pF (Off); 100 M Ω /100 pF (On)
- Sampling Modes: Software, pacer, or external
- Input Range: ± 10 , ± 5 , ± 2.5 , ± 1.25 , ± 0.625

Bipolar	± 10	± 5	± 2.5	± 1.25	± 0.625
Unipolar	-	0 - 10	0 - 5	0 - 2.5	0 - 1.25
Accuracy (% of FSR ± 1 LSB)	0.15	0.03	0.03	0.05	0.1

Analog Output

- Channels: 2
- Resolution: 16 bits
- Output Rate: Static update
- Output Range: ± 5 , ± 10

Internal Reference	Bipolar Unipolar	± 5 , ± 10
External Reference		0 - +x V @ +x v (-10 \leq x \leq 10) -x - +x V @ +x v (-10 \leq x \leq 10)

- Slew Rate: 20 V/ μ s
- Driving Capability: ± 20 mA
- Output Impedance: 0.1 Ω max.
- Operation Mode: Single output
- Accuracy: Relative: ± 1 LSB

Digital Input/Output

- Channels: 16, 5V/TTL
- Input Voltage: Logic 0: 0.4 V max.
Logic 1: 2.4 V min.
- Output Voltage: Logic 0: 0.4 V max.
Logic 1: 2.7 V min.
- Output Capability: Sink: 0.4 V max. @ +8 mA
Source: 2.4 V min. @ -0.4 mA

Counter/Timer

- Channels: 3

Applications

- Compatibility: 5 V/TTL
- Resolution: 16 bits
- Max. Input Frequency: 1 MHz
- Reference Clock: Internal 10 MHz
External Clock Frequency 10 MHz
External Voltage Range TTL (Low: 0.8, High: 2 V)

General

- PICMG Compliance: CompactPCI V2.0, R 2.1 Hot-Swap V2.1, R 2.0
- Bus Type: CompactPCI
- I/O Connector Type: 68-pin SCSI-II female
- Dimensions: 160 x 100 mm (6.9" x 3.9") with 3U Bracket
- Power Consumption: Typical: +5 V @ 850 mA, +12 V @ 600 mA
Max.: +5 V @ 1 A, +12 V @ 700 mA
- Certifications: CE

Ordering Information

- MIC-3716/3: 3U, 250 kS/s, 16-bit, 16-ch High-Resolution Multifunction Card
- PCLD-8710: Industrial Wiring Terminal Board with CJC circuit for DIN-rail Mounting, (cable not included)
- PCL-10168: 68-pin SCSI-II cable with male connectors on both ends and special shielding for noise reduction, 1 and 2 m
- ADAM-3968: 68-pin SCSI-II Wiring Terminal Board for DIN-rail Mounting

Specifications

Analog Input

- Channels: 4 single-ended channels
- Resolution: 12 bits
- Max. Sampling Rate: 30 MS/s (Only in FIFO 32k)
- FIFO Size: 32,768 samples/ch
- Overvoltage Protection: 30 Vp-p
- Input Impedance: 50 Ω /1 M Ω /jumper selectable, 100 pF
- Sampling Modes: Software, pacer, post-trigger, pre-trigger, delay-trigger, about-trigger
- Input Range: (V, software programmable)

General

- Bus Type: CompactPCI
- I/O Connectors: 4 x BNC connector (for AI)
1 x PS/2 connector (for ext. colock and trigger)
- Dimensions (L x H): 160 x 100 mm (6.3" x 3.9") with 3U bracket
- Power Consumption: Typical: +3.3 V @ 550 mA, +5 V @ 150 mA, +12 V @ 600 mA
Max.: +3.3 V @ 850 mA, +5 V @ 200 mA, +12 V @ 700 mA
- Operating Temperature: 0 ~ 70° C (32~158° F)
- Storing Temperature: -20 ~ 85° C (-4 ~ 185° F)
- Storing Humidity: 5 ~ 95% RH, non-condensing (refer to IEC 68-2-3)
- Certifications: CE and FCC certified

Ordering Information

- MIC-3714/3: 3U, 30 MS/s Simultaneous 4-ch Analog Input Card
- ADAM-3909: DB-9 Wiring Terminal for DIN-rail Mounting
- PCL-10901-1: PS2 to DB-9 wiring cable, 1 m
- PCL-10901-3: PS2 to DB-9 wiring cable, 3 m
- PCL-1010B-1: BNC to BNC wiring cable, 1 m

Specifications

Analog Output

- Channels: 8
- Resolution: 16 bits
- Output Rate: Static update
- Output Range: (V, software programmable)

Internal Reference	Unipolar Current Loop	± 10 V
		0 ~ 20 mA, 4 ~ 20 mA

- Slew Rate: 20 V/ μ s
- Driving Capability: 5mA
- Output Impedance: 0.1 Ω max.
- Operation Modes: Single output, synchronized output

Digital Input/Output

- Channels: 16, 5V/TTL
- Input Voltage: Logic 0: 0.8 V max.
Logic 1: 2.0 V min.
- Output Voltage: Logic 0: 0.5 V max. @ 24 mA
Logic 1: 2.4 V min. @ -15 mA
Sink: 0.5 V max. @ 24 mA
Source: 2.4 V min. @ -15 mA
- Output Capability: Sink: 0.5 V max. @ 24 mA
Source: 2.4 V min. @ -15 mA

General

- PICMG Compliance: CompactPCI V2.0, R 2.1 Hot-Swap V2.1, R 2.0
- Bus Type: CompactPCI
- I/O Connector Type: 68-pin SCSI-II female
- Dimensions: 160 x 100 mm (6.9" x 3.9") with 3U Bracket
- Power Consumption: Typical: 5 V @ 850, 12 V @ 600 mA
- Certifications: CE

Ordering Information

- MIC-3723/3: 3U CompactPCI 16-bit, 8-ch non-isolated analog output card
- MIC-3723R/3: 3U CompactPCI 16-bit, 8-ch non-isolated analog output card with Rear I/O support
- PCL-10168-1: 68-pin SCSI-II cable with male connectors on both ends and special shielding for noise reduction, 1 and 2 m
- PCL-10168-2: 68-pin SCSI-II Wiring Terminal Board for DIN-rail mounting
- ADAM-3968: 68-pin SCSI-II Wiring Terminal Board for DIN-rail mounting