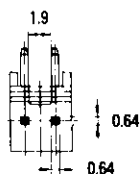


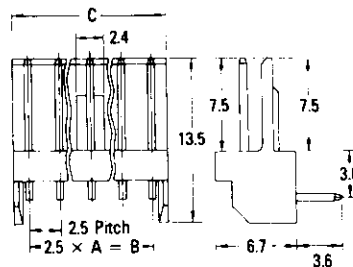
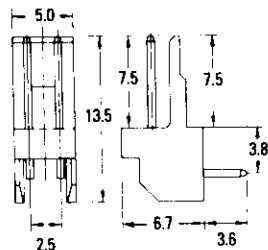
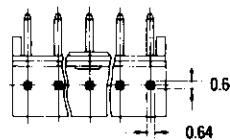
Wire to Board Connectors Mass Termination EI Series Connectors (MTEI)

Horizontal Mount Type Post Headers

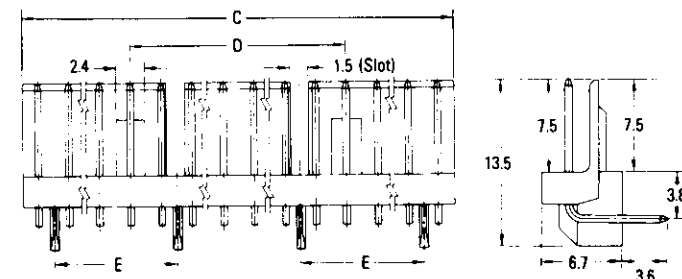
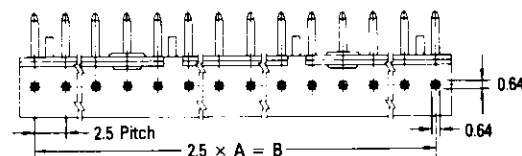
2 Positions



3 ~ 12 Positions



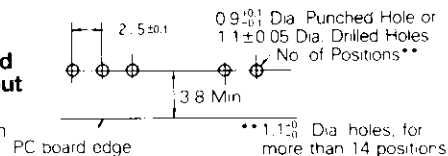
14, 16, 18 and 20 Positions



Material: Header— Flame retardant grade, 94V-0 rated, 66 Nylon (See chart for colors)
Post— Tin plated brass with under-plated copper

Recommended PC Board Layout

Applicable board thickness: 1.6mm



No. of Pos.	Dimensions					Part No. of Horizontal Mount Type*		
	A	B	C	D	E	Natural	Black	Blue
2	—	2.5	5.0	—	—	171826-2	2-171826-2	4-171826-2
3	2	5.0	7.5	—	—	171826-3	2-171826-3	4-171826-3
4	3	7.5	10.0	—	—	171826-4	2-171826-4	4-171826-4
5	4	10.0	12.5	—	—	171826-5	2-171826-5	4-171826-5
6	5	12.5	15.0	—	—	171826-6	2-171826-6	4-171826-6
7	6	15.0	17.5	—	—	171826-7	2-171826-7	4-171826-7
8	7	17.5	20.0	—	—	171826-8	2-171826-8	4-171826-8
9	8	20.0	22.5	—	—	171826-9	2-171826-9	4-171826-9
10	9	22.5	25.0	—	—	1-171826-0	3-171826-0	5-171826-0
12	11	27.5	30.0	—	—	1-171826-2	3-171826-2	5-171826-2
14	13	32.5	35.0	17.5	10.0	1-172058-4	—	—
16	15	37.5	40.0	20.0	12.5	1-172058-6	—	—
18	17	42.5	45.0	22.5	12.5	1-172058-8	—	—
20	19	47.5	50.0	25.0	15.0	2-172058-0	—	—

*Also available in green <P/N with prefix of 6 (for 2 ~ 9 positions) and prefix of 7 (for 10 & 12 positions)>, and in red <P/N with prefix of 8 (for 2 ~ 9 positions) and prefix of 9 (for 10 & 12 positions)>.