

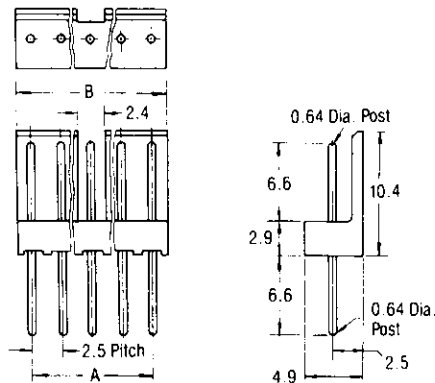
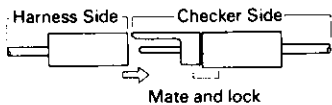
Wire to Board Connectors

Economy Interconnection (EI) Series Connectors

Wire Harness Check Post Header

Material and Finish :

Header—UL94V-0 rated,
66 Nylon, natural color
Post— Brass, Gold over Nickel
plated

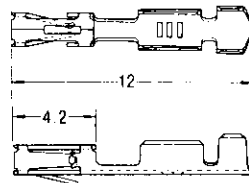


No. of Pos.	Dimensions		Part No. of Post Header	P/N of Applicable Receptacle Housing for Wire Harness Check	P/N of Applicable Receptacle Housing for EI Series	
	A	B			Standard Type	Low Profile Type
2	2.5	5.0	172012-2	172013-2	171822-2	172142-2
3	5.0	7.5	172012-3	172013-3	171822-3	172142-3
4	7.5	10.0	172012-4	172013-4	171822-4	172142-4
5	10.0	12.5	172012-5	172013-5	171822-5	172142-5
6	12.5	15.0	172012-6	172013-6	171822-6	172142-6
7	15.0	17.5	172012-7	172013-7	171822-7	172142-7
8	17.5	20.0	172012-8	172013-8	171822-8	172142-8
9	20.0	22.5	172012-9	172013-9	171822-9	172142-9
10	22.5	25.0	1-172012-0	1-172013-0	1-171822-0	1-172142-0
12	27.5	30.0	1-172012-2	1-172013-2	1-171822-2	1-172142-2

Wire Harness Check Receptacle Connectors

Contacts

Material : Beryllium copper

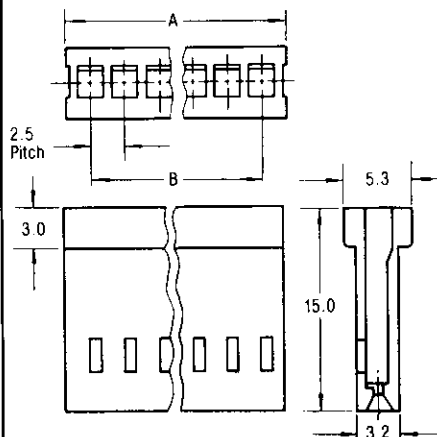


Wire Size AWG	Wire Ins. mm ²	Wire Ins. Dia.	Finish	Contact Part No.	
				S.T.	L.P.
24-20	0.20~0.56	1.27~1.45	Gold Flash over Nickel, Gold on Contact Area only	171275-1	171276-1
			Pre-Tin	171275-2	171276-2
			Nickel, Gold on Contact Area only	171275-3	171276-3

Product Spec. : 108-5056 Crimping Spec. : 114-5026 Hand Tool No. : 724647-2 Instruction Sheet : 411-5140

Housings

Material : Noryl*, Gray



No. of Pos.	Dimensions		Part No. of Receptacle Housing
	A	B	
3	8.3	5.0	172013-3
4	10.8	7.5	172013-4
5	13.3	10.0	172013-5
6	15.8	12.5	172013-6
7	18.3	15.0	172013-7
8	20.8	17.5	172013-8
9	23.3	20.0	172013-9
10	25.8	22.5	1-172013-0
12	30.8	27.5	1-172013-2

*Trademark of G.E. Inc.