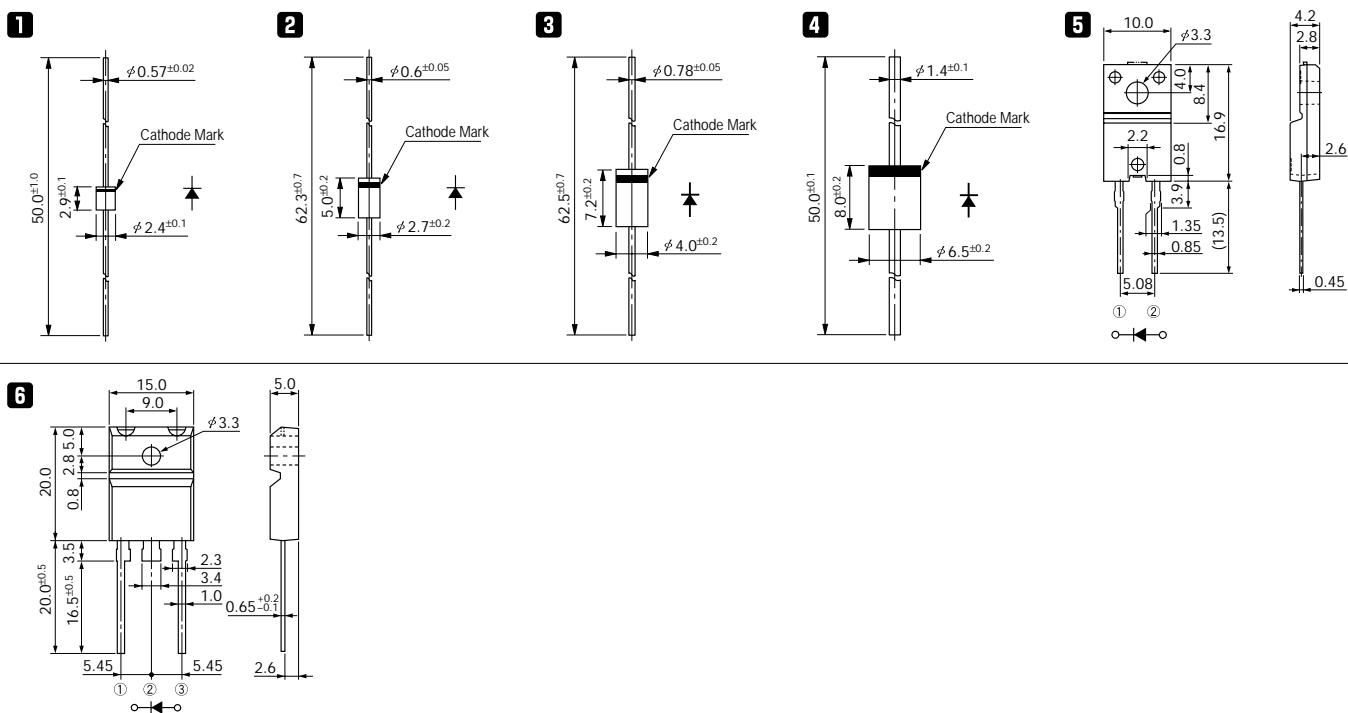


Ultra-Fast-Recovery Rectifier Diodes 1000V

$t_{rr} \textcircled{1}$: $I_F/I_R (=I_F)$ 90% Recovery Point
 (ex. $I_F/I_R = 100\text{mA}/100\text{mA}$ 90% Recovery Point)
 $t_{rr} \textcircled{2}$: $I_F/I_R (=2 I_F)$ 75% Recovery Point
 (ex. $I_F/I_R = 100\text{mA}/200\text{mA}$ 75% Recovery Point)

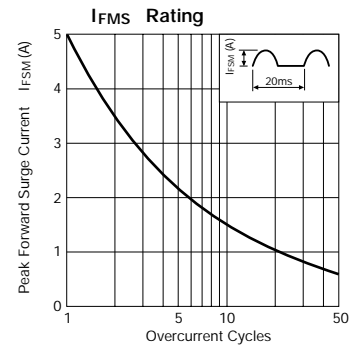
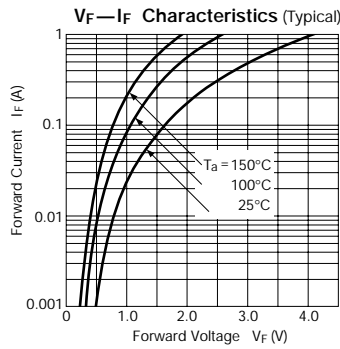
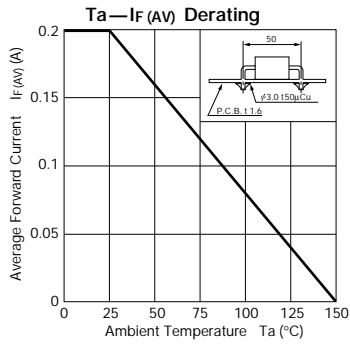
V_{RM} (V)	Package	Part Number	I_F (AV) (A)	I_{FSM} (A)	T_j (°C)	T_{stg} (°C)	V_F (V) max	I_F (A)	I_R (μ A)	I_R (H) (mA)	T_a (°C)	$t_{rr} \textcircled{1}$ (ns)		$t_{rr} \textcircled{2}$ (ns)		$R_{th} (j-c)$ (°C/W)	Mass (g)	Fig. No.	Page where characteristic curve is shown
				50Hz Half-cycle Sinewave Single Shot					$V_R = V_{RM}$ max	$V_R = V_{RM}$ max		I_F/I_{FP} (mA)	I_F/I_{FP} (mA)						
1000	Axial	AP01C	0.2	5	-40 to +150	4.0	0.2	100	0.5	100	200	100/100	80	100/200	22	0.13	1	63	
		EP01C	0.2	5	-40 to +150	4.0	0.2	5	0.05	100	200	100/100	80	100/200	20	0.2	2		
		RU 1P	0.4	10	-40 to +150	4.0	0.4	5	0.05	100	100	100/100	50	100/200	15	0.4	3		
		EG01C	0.5	10	-40 to +150	3.3	0.5	50	0.5	100	100	100/100	50	100/200	20	0.2	2		
		RG 1C	0.7	10	-40 to +150	3.3	0.7	20	0.25	100	100	100/100	50	100/200	15	0.4	3		
		RG 4C	1.0 (2.0)	60	-40 to +150	3.0	2.0	500	2.5	100	100	500/500	50	500/1000	8	1.2	4		
	Frame-2Pin	FMG-G2CS	4.0	30	-40 to +150	4.0	3.0	50	0.3	100	100	500/500	50	500/1000	4.0	2.1	5	72	
		FMG-G3CS	5.0	60	-40 to +150	3.5	5.0	100	0.5	100	150	500/500	70	500/1000	2.0	5.5	6	74	

External Dimensions Flammability: UL94V-0 or Equivalent (Unit: mm)

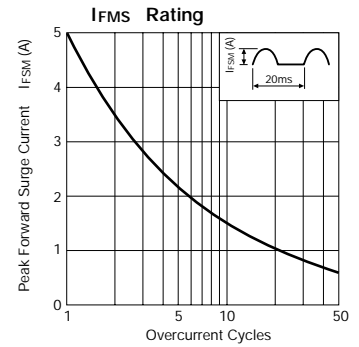
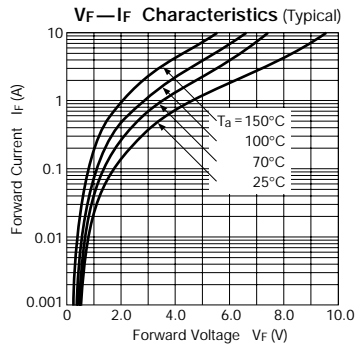
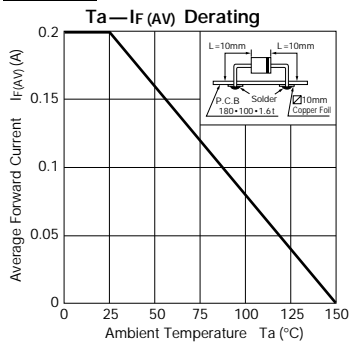


Ultra-Fast-Recovery Rectifier Diodes

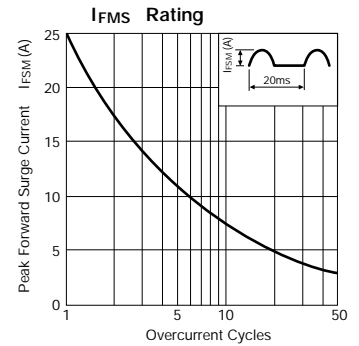
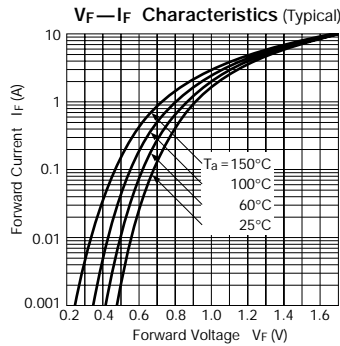
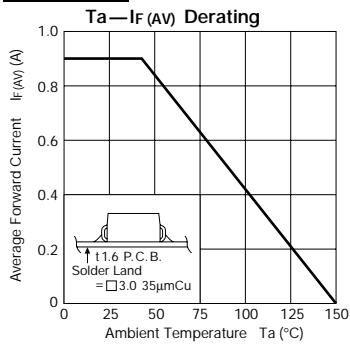
AP01C



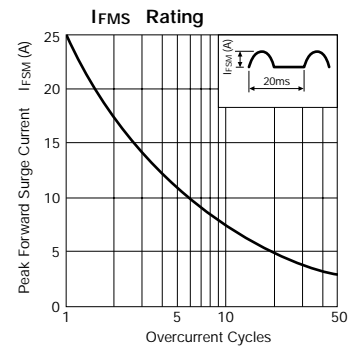
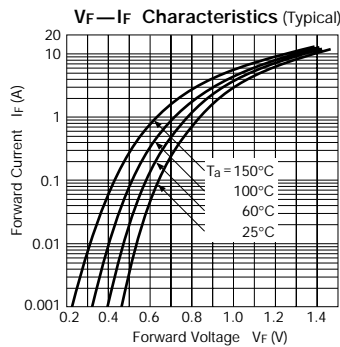
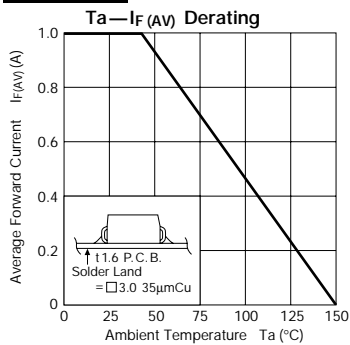
EP01C



SFPL-52



SFPL-62



SFPX-62

