

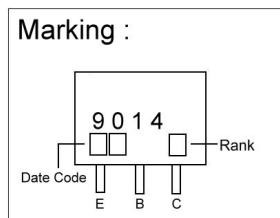
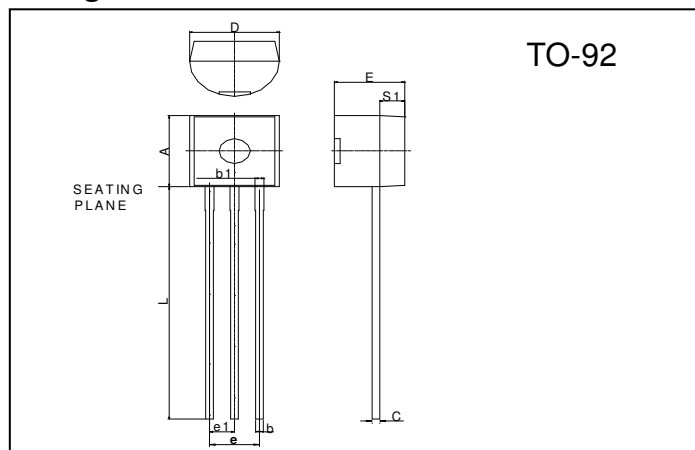
G9014

NPN EPITAXIAL TRANSISTOR

Description

The G9014 is designed for general purpose amplifier applications.

Package Dimensions



REF.	Millimeter		REF.	Millimeter	
	Min.	Max.		Min.	Max.
A	4.45	4.7	D	4.44	4.7
S1	1.02	-	E	3.30	3.81
b	0.36	0.51	L	12.70	-
b1	0.36	0.76	e1	1.150	1.390
C	0.36	0.51	e	2.42	2.66

Absolute Maximum Ratings at Ta = 25°C

Parameter	Symbol	Ratings	Unit
Junction Temperature	Tj	+150	°C
Storage Temperature	Tstg	-55 ~ +150	°C
Collector to Base Voltage	VCBO	50	V
Collector to Emitter Voltage	VCEO	45	V
Emitter to Base Voltage	VEBO	5	V
Collector Current	IC	100	mA
Total Power Dissipation	PD	450	mW

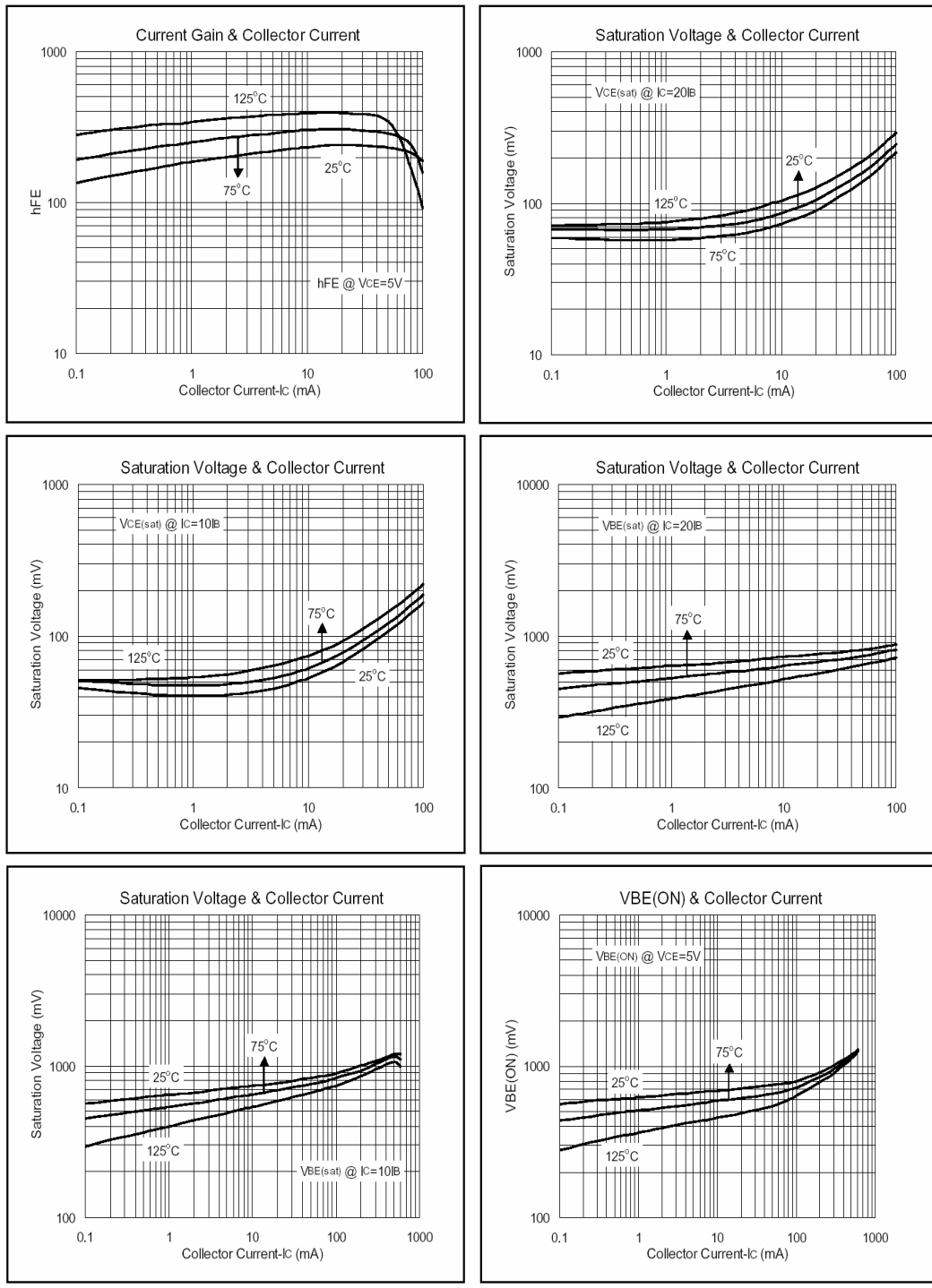
Characteristics at Ta = 25°C

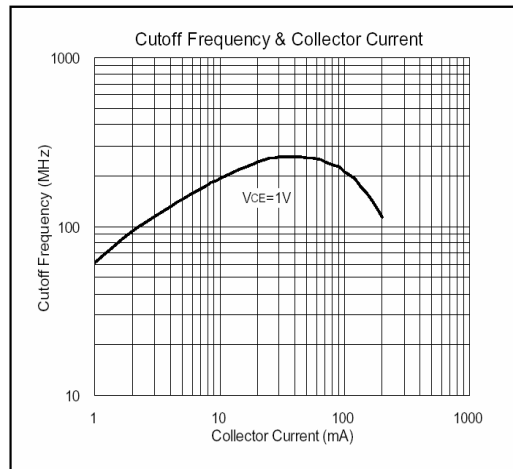
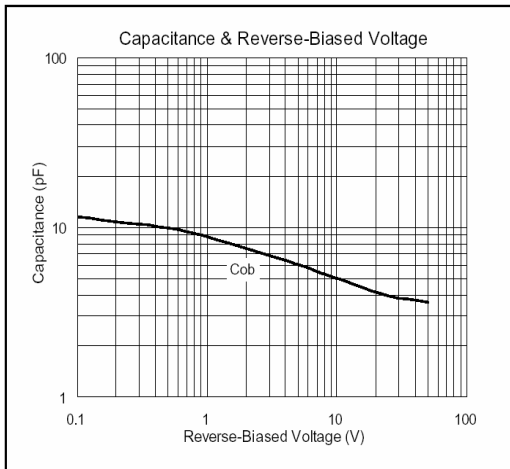
Symbol	Min.	Typ.	Max.	Unit	Test Conditions
BVCBO	50	-	-	V	IC=100uA, IE=0
BVCEO	45	-	-	V	IC=1mA, IB=0
BVEBO	5	-	-	V	IE=100uA, IC=0
ICBO	-	-	50	nA	VCB=50V, IE=0
IEBO	-	-	50	nA	VEB=5V, IC=0
VCE(sat)	-	0.14	0.3	V	IC=100mA, IB=5mA
VBE(sat)	-	0.84	1	V	IC=100mA, IB=5mA
VBE(on)	0.58	0.63	0.7	V	VCE=5V, IC=2mA
hFE	100	280	1000		VCE=5V, IC=1mA
fT	150	270	-	MHz	VCE=5V, IC=10mA
Cob	-	2.20	3.5	pF	VCB=10V, f=1MHz, IE=0

Classification Of hFE

Rank	B	C	D
hFE	100 - 300	200-600	400-1000

Characteristics Curve



**Important Notice:**

- All rights are reserved. Reproduction in whole or in part is prohibited without the prior written approval of GTM.
- GTM reserves the right to make changes to its products without notice.
- GTM semiconductor products are not warranted to be suitable for use in life-support Applications, or systems.
- GTM assumes no liability for any consequence of customer product design, infringement of patents, or application assistance.

Head Office And Factory:

- **Taiwan:** No. 17-1 Tatung Rd. Fu Kou Hsin-Chu Industrial Park, Hsin-Chu, Taiwan, R. O. C.
- TEL : 886-3-597-7061 FAX : 886-3-597-9220, 597-0785
- **China:** (201203) No.255, Jang-Jiang Tsai-Lueng RD. , Pu-Dung-Hsin District, Shang-Hai City, China
- TEL : 86-21-5895-7671 ~ 4 FAX : 86-21-38950165