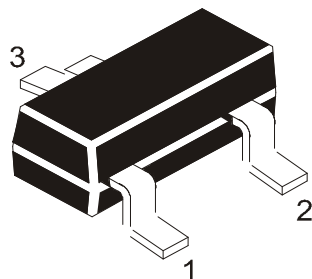


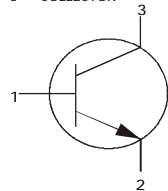
NPN SILICON PLANAR EPITAXIAL TRANSISTORS

CSC3936



PIN CONFIGURATION (NPN)

1 = BASE
2 = EMITTER
3 = COLLECTOR



SOT-23
Formed SMD Package

Marking

CSC3936 = K

Optimum for RF Amplification, Oscillation, Mixing and IF of FM/AM Radios

ABSOLUTE MAXIMUM RATINGS ($T_a=25^\circ\text{C}$ unless specified otherwise)

DESCRIPTION	SYMBOL	VALUE	UNITS
Collector Base Voltage	V_{CBO}	30	V
Collector Emitter Voltage	V_{CEO}	20	V
Emitter Base Voltage	V_{EBO}	5	V
Collector Current (DC)	I_C	30	mA
Collector power dissipation	P_C	150	mW
Junction Temperature	T_j	150	$^\circ\text{C}$
Storage Temperature	T_{stg}	- 55 to +150	$^\circ\text{C}$

Electrical Characteristics ($T_a=25^\circ\text{C}$ unless specified otherwise)

DESCRIPTION	SYMBOL	CONDITIONS	MIN	TYP	MAX	UNIT
Collector Base Voltage	V_{CBO}	$I_C = 10\mu\text{A}, I_E = 0$	30			V
Collector Emitter Voltage	V_{CEO}	$I_C = 2\text{mA}, I_B = 0$	20			V
Emitter Base Voltage	V_{EBO}	$I_E = 10\mu\text{A}, I_C = 0$	5			V
DC Current Gain	$*h_{FE}$	$V_{CE} = 10\text{V}, I_C = 1\text{mA}$	70		250	
Transition Frequency	f_T	$V_{CB} = 10\text{V}, I_E = -1\text{mA}, f = 200\text{MHz}$	150			MHz
Common Emitter Reverse-Transfer Capacitance	C_{re}	$V_{CE} = 10\text{V}, I_E = -1\text{mA}, f = 10.7\text{MHz}$		1.3		pF

 $*h_{FE}$ Classifications

B : 70 to 160

C : 110 to 250

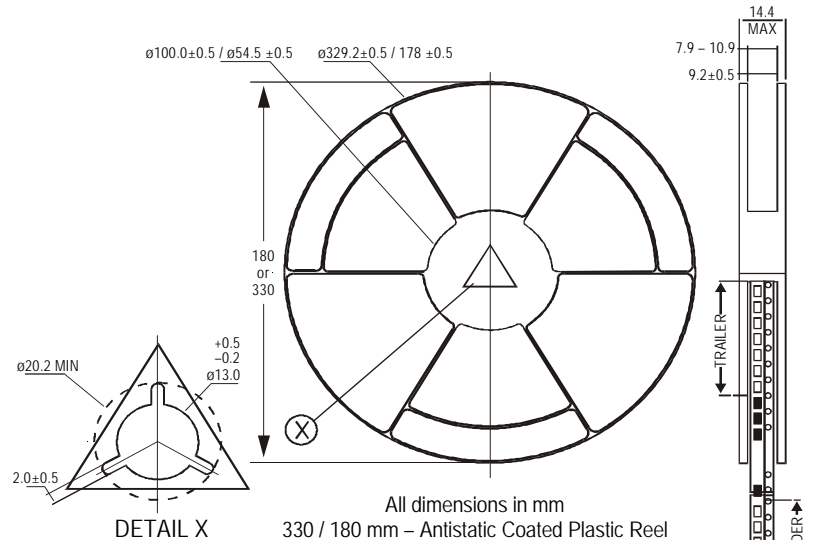
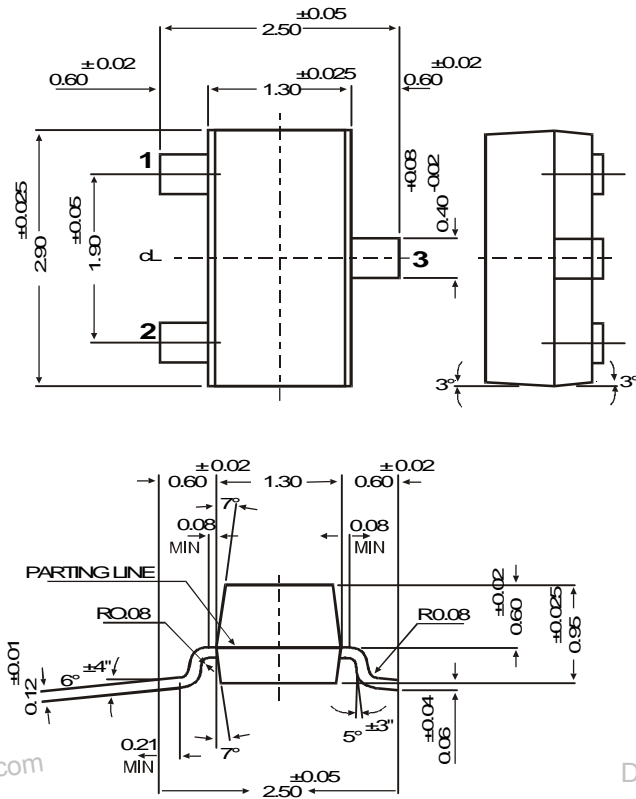
Marking

KB

KC

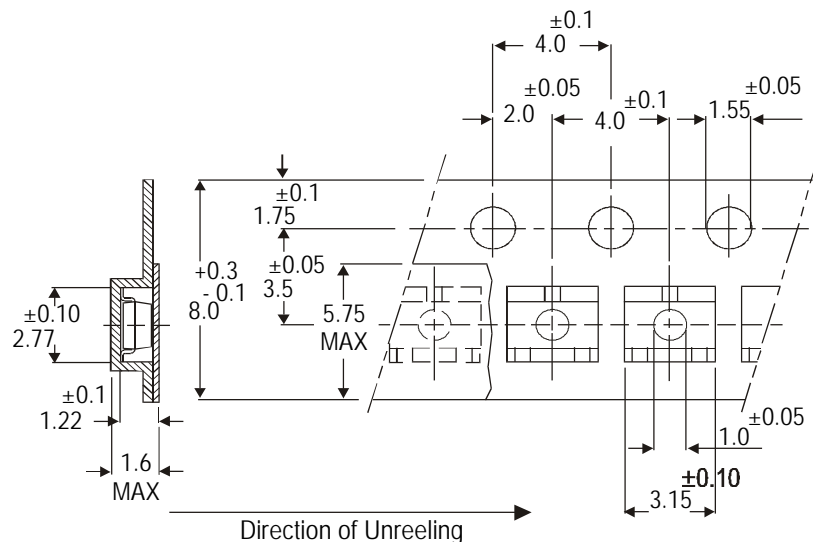
SOT-23 Formed SMD Package

SOT-23 Package Reel Information
Reel Specifications for W Packing (13") and 7"



- NOTES:
- | | 8mm Tape
Size of Reel | 8mm Tape
Size of Reel |
|----------------|--------------------------|--------------------------|
| No. of Devices | 10,000 Pcs | 3,000 Pcs |
- The bandolier of 330 mm reel contains at least 10,000 devices.
 - The bandolier of 180 mm reel contains at least 3,000 devices.
 - No more than 0.5% missing devices / reel. 50 empty compartments for 330 mm reel. 15 empty compartments for 180 mm reel.
 - Three consecutive empty places might be found provided this gap is followed by 6 consecutive devices.
 - The carrier tape (leader) starts with at least 75 empty positions (equivalent to 330 mm). In order to fix the carrier tape a self adhesive tape of 20 to 50 mm is applied. At the end of the bandolier at least 40 empty positions (equivalent to 160 mm) are there.

Tape Specification for SOT-23 Surface Mount Device



All dimensions in mm

Packing Detail

PACKAGE	STANDARD PACK		INNER CARTON BOX		OUTER CARTON BOX		
	Details	Net Weight/Qty	Size	Qty	Size	Qty	Gr Wt
SOT-23 T&R	3K/feel	136 gm/3K pcs	3" x 7.5" x 7.5"	12 K	17" x 15" x 13.5"	192 K	12 kgs
	10K/feel	415 gm/10K pcs	9" x 9" x 9"	51 K	19" x 19" x 19"	408 K	28 kgs
			13" x 13" x 0.5"	10 K	17" x 15" x 13.5"	300 K	16 kgs

et4U.com

DataSheet4U.com

Disclaimer

The product information and the selection guides facilitate selection of the CDIL's Discrete Semiconductor Device(s) best suited for application in your product(s) as per your requirement. It is recommended that you completely review our Data Sheet(s) so as to confirm that the Device(s) meet functionality parameters for your application. The information furnished in the Data Sheet and on the CDIL Web Site/CD are believed to be accurate and reliable. CDIL however, does not assume responsibility for inaccuracies or incomplete information. Furthermore, CDIL does not assume liability whatsoever, arising out of the application or use of any CDIL product; neither does it convey any license under its patent rights nor rights of others. These products are not designed for use in life saving/support appliances or systems. CDIL customers selling these products (either as individual Discrete Semiconductor Devices or incorporated in their end products), in any life saving/support appliances or systems or applications do so at their own risk and CDIL will not be responsible for any damages resulting from such sale(s).

CDIL strives for continuous improvement and reserves the right to change the specifications of its products without prior notice.



CDIL is a registered Trademark of
Continental Device India Limited

C-120 Naraina Industrial Area, New Delhi 110 028, India.
Telephone + 91-11-2579 6150, 5141 1112 Fax + 91-11-2579 5290, 5141 1119
email@cdil.com www.cdilsemi.com