


precision high heat resistance metal film chip resistor



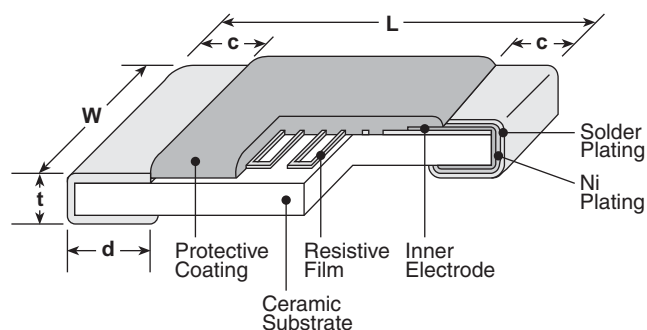
features

- SMD metal film resistors
- High precision type $\pm 0.05\%$ is available with standard products
- Improved moisture resistance by special protective coating
- Rated up to $+155^{\circ}\text{C}$
- Marking: Black coating
- Products with lead-free terminations meet EU RoHS requirements



www.DataSheet4U.com

dimensions and construction



| Type (Inch Size Code) | Dimensions inches (mm) | | | | |
|--------------------------|------------------------------------|-------------------------------------|------------------------------------|---|-------------------------------------|
| | L | W | c | d | t |
| 1J (0603) | $.063 \pm .008$ (1.6 \pm 0.2) | $.031 \pm .004$ (0.8 \pm 0.1) | $.012 \pm .004$ (0.3 \pm 0.1) | $.012 \pm .004$ (0.3 \pm 0.1) | $.018 \pm .004$ (0.45 \pm 0.1) |
| 2A (0805) | $.079 \pm .008$ (2.0 \pm 0.2) | $.049 \pm .004$ (1.25 \pm 0.1) | $.016 \pm .008$ (0.4 \pm 0.2) | $.012^{+.008}_{-.004}$ (0.3 $^{+.0.2}_{-.0.1}$) | $.02 \pm .004$ (0.5 \pm 0.1) |
| 2B (1206) | $.126 \pm .008$ (3.2 \pm 0.2) | $.063 \pm .008$ (1.6 \pm 0.2) | $.02 \pm .012$ (0.5 \pm 0.3) | $.016^{+.008}_{-.004}$ (0.4 $^{+.0.2}_{-.0.1}$) | $.024 \pm .004$ (0.6 \pm 0.1) |
| 2E (1210) | | $.098 \pm .008$ (2.5 \pm 0.2) | | | |

ordering information

| New Part # | RN73H | 2B | T | TD | 1002 | B | 25 |
|------------|-------|--|--|--|--|--|-----------------------------------|
| Type | | | | | Nominal Resistance | Resistance Tolerance | T.C.R. (ppm/ $^{\circ}\text{C}$) |
| Size | | 1J: 0.1W 2A: 0.125W 2B: 0.25W 2E: 0.25W | Termination Material T: Sn (Other termination styles may be available, please contact factory for options) | Packaging TD: 7" paper tape (0603, 0805, 1206, 1210) TE: 7" punched plastic (0805, 1206, 1210) | 3 significant figures + 1 multiplier "R" indicates decimal on value <100 Ω | A: $\pm 0.05\%$ B: $\pm 0.1\%$ C: $\pm 0.25\%$ D: $\pm 0.5\%$ F: $\pm 1.0\%$ | 05 10 25 50 100 |

For further information on packaging, please refer to Appendix A.

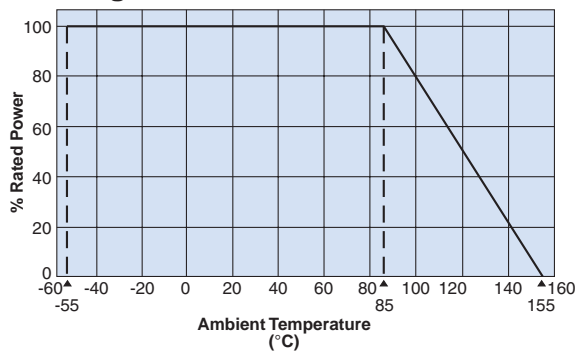
applications and ratings

| Part Designation | Power Rating @ 70°C | T.C.R. (ppm/°C) Max. | Resistance Range E-24, E-96* | | | | | Maximum Working Voltage | Maximum Overload Voltage | Operating Temp. Range |
|------------------|---------------------|----------------------|------------------------------|--------------|--------------|--------------|--------------|-------------------------|--------------------------|-----------------------|
| | | | (A±0.05%) | (B±0.1%) | (C±0.25%) | (D±0.5%) | (F±1.0%) | | | |
| RN73H1J | 1/10W (.10W) | ±5 | 100Ω - 47kΩ | 100Ω - 47kΩ | — | — | — | 75V | 150V | -55°C to +155°C |
| | | ±10 | 100Ω - 59kΩ | 100Ω - 59kΩ | 100Ω - 59kΩ | 100Ω - 59kΩ | 100Ω - 59kΩ | | | |
| | | ±25 | 51Ω - 59kΩ | 15Ω - 59kΩ | 15Ω - 59kΩ | 10Ω - 59kΩ | 10Ω - 59kΩ | | | |
| | | ±50 | — | | | | | | | |
| | | ±100 | — | — | — | — | | | | |
| RN73H2A | 1/8W (.125W) | ±5 | 100Ω - 100kΩ | 100Ω - 100kΩ | — | — | — | 100V | 200V | |
| | | ±10 | 100Ω - 100kΩ | 100Ω - 100kΩ | 100Ω - 100kΩ | 100Ω - 100kΩ | 100Ω - 100kΩ | | | |
| | | ±25 | 51Ω - 100kΩ | 15Ω - 100kΩ | 15Ω - 100kΩ | 10Ω - 100kΩ | 10Ω - 100kΩ | | | |
| | | ±50 | — | | | | | | | |
| | | ±100 | — | — | — | — | | | | |
| RN73H2B | 1/4W (.25W) | ±5 | 100Ω - 330kΩ | 100Ω - 300kΩ | — | — | — | 150V | 300V | |
| | | ±10 | 100Ω - 330kΩ | 100Ω - 300kΩ | 100Ω - 300kΩ | 100Ω - 300kΩ | 100Ω - 300kΩ | | | |
| | | ±25 | 51Ω - 300kΩ | 15Ω - 300kΩ | 15Ω - 300kΩ | 10Ω - 300kΩ | 10Ω - 300kΩ | | | |
| | | ±50 | — | | | | | | | |
| | | ±100 | — | — | — | — | | | | |
| RN73H2E | 1/4W (.25W) | ±10 | 100Ω - 510kΩ | 100Ω - 510kΩ | 100Ω - 510kΩ | 100Ω - 510kΩ | 100Ω - 510kΩ | 200V | 400V | |
| | | ±25 | 51Ω - 510kΩ | 15Ω - 510kΩ | 15Ω - 510kΩ | 10Ω - 510kΩ | 10Ω - 510kΩ | | | |
| | | ±50 | — | | | | | | | |
| | | ±100 | — | — | — | — | | | | |

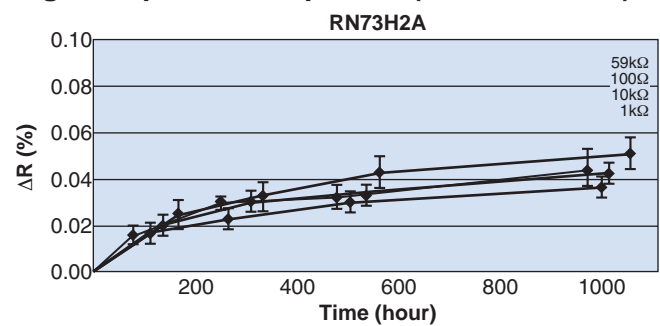
* E-192 resistance range available, please contact KOA Speer

environmental applications

Derating Curve



High Temperature Exposure (155°C, 1000 hr)



For complete environmental specifications, please refer to pages 34-35.