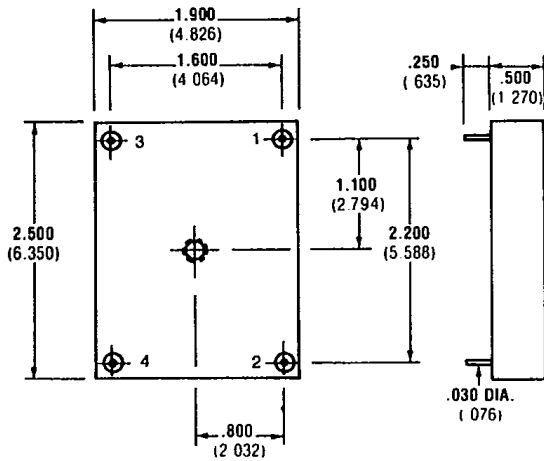



MODEL MC315A2 TCXO



- Pin Connections**
1. R.F. Output #1
 2. Oscillator B+
 3. R.F. Output #2
 4. Common and Case

SPECIFICATIONS


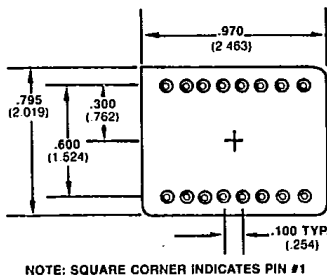
- Frequency:** 180 Hz to 10 MHz (Each Output)
Stability: ± 1 PPM -10°C to $+70^{\circ}\text{C}$
Input Voltage: $+12.0\text{V DC} \pm 3\%$, 7 ma Maximum
Output: CMOS Compatible (Each Output)
Trim: ± 10 PPM, Minimum
Aging: 1 PPM/Year Maximum

Provides two separate related frequency outputs from a single source.

NEW

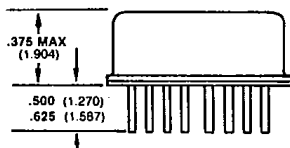
MINIATURE THICK FILM HYBRID TCXO

MODEL MC103X2



SPECIFICATIONS

- Frequency Range:** 3.2 to 25 MHz
Frequency Stability Options: (Select one)
 A) ± 1 PPM over 0° to $+50^{\circ}\text{C}$
 B) ± 2 PPM over -15° to $+70^{\circ}\text{C}$
 C) ± 3 PPM over -30° to $+70^{\circ}\text{C}$
Input: $+5.0\text{VDC} \pm 2\%$, 15 ma MAX.
Output: TTL Compatible
Trim: Electrical, ± 5 PPM, minimum, trimmed by external 10K pot connected to 3 terminals.
Package: 16 pin Dip, .375 High



- PIN LOCATION**
- | | | |
|------------|--------------------------|----------------------|
| 1. GND | | 9. R.F. OUT |
| 2. REG B + | | 10. |
| 3. ADJ. | | 11. |
| 4. | FREQ. ADJ.
(10 K POT) | 12. |
| 5. | | 13. |
| 6. | N/C | 14. |
| 7. | | 15. |
| 8. GND. | | 16. $+5.0\text{VDC}$ |



MCCOY ELECTRONICS COMPANY