


MCH Series

MMD

COMPONENTS

3 Pin SIL



- **Through- Hole package**
- **HC-49IUS Style**
- **5 Volt or 3.3 Volt**
- **HCMOS Output**
- **-40°C to 85°C Available**

Electrical Specifications

Frequency Range			1.250MHz to 60.000MHz
Frequency Stability (Inclusive of Temperature, Load, Voltage and Aging)			±100ppm to ±25ppm
Operating Temperature Range			0°C - 70°C to -40°C - 85°C
Storage Temperature Range			-40°C - 85°C
Supply Voltage (Vdd)			5.0Vdc ±10% or 3.3Vdc ±10%
Supply Current	Vdd = 5V		35mA max.
	Vdd = 3.3V		25mA max.
Output Voltage	Vdd = 5V	Logic "0"	0.5V max.
		Logic "1"	4.5V min.
	Vdd = 3.3V	Logic "0"	0.4V max.
		Logic "1"	3.0V min.
Duty Cycle	50% of waveform w/HCMOS load		40%/60% max.
Load Drive Capability			10 TTL Gates or 15pF Load max.
Rise / Fall Time	1.250MHz - 24.999MHz		10nSec max.
	25.000MHz - 60.000MHz		8nSec max.
Start Up Time	1.250MHz - 24.999MHz		10mSec max.
	25.000MHz - 60.000MHz		5mSec max.
Aging	@ 25°C		±5ppm/yr. max.

Notes



www.mmdcomp.com

Toll Free 1-877-663-2667 / Fax: 949-753-5889

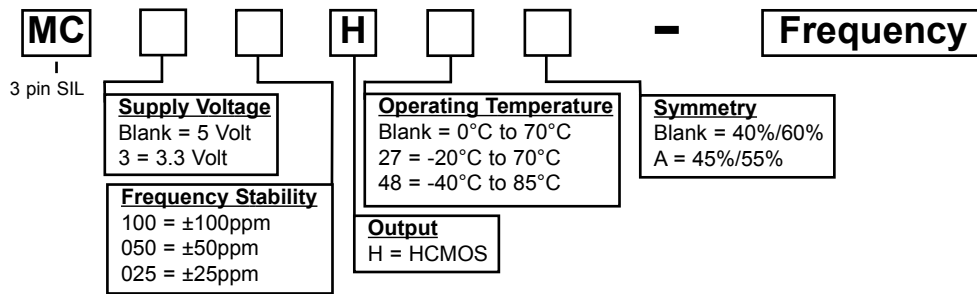
OS08

Specifications subject to change without notice

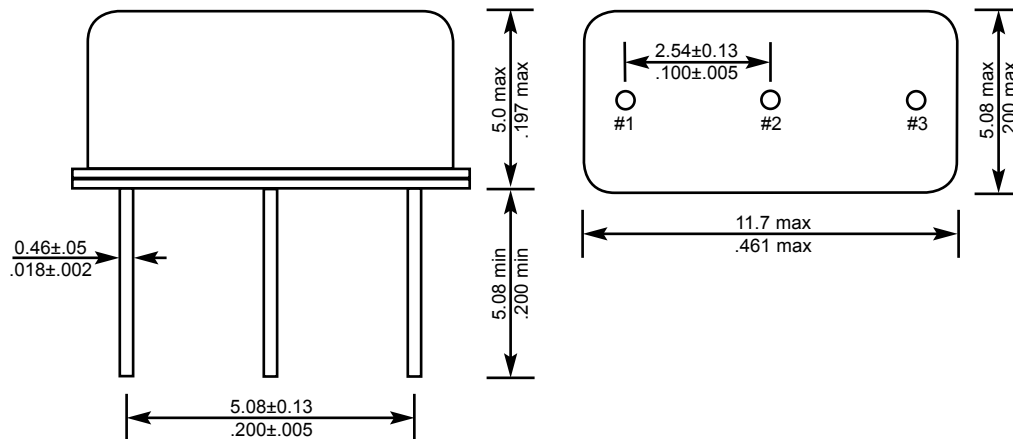
Revision: 9/17/02 A

www.DataSheet4U.com

Part Numbering Guide



Mechanical Dimensions



Markings

Line 1: MMDXXXYYZ

XXX-Denotes 3 digit frequency code

YY-Denotes 2 digit date code

Z- For internal use only

Pin Connections

Pin 1: Vdd

Pin 2: Ground /Case

Pin 3: Output