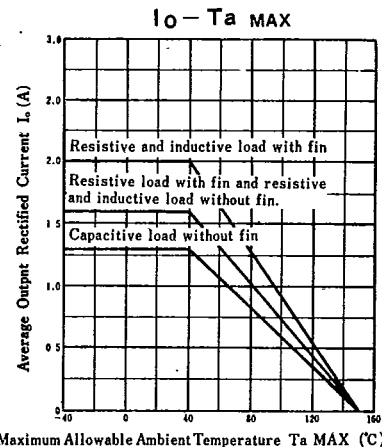
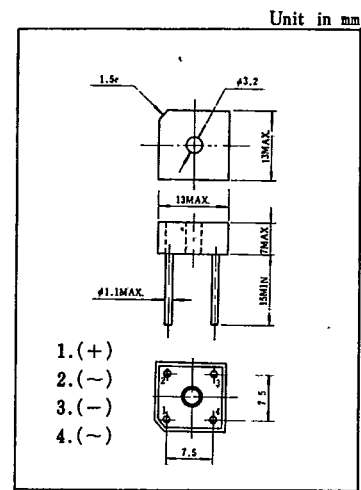
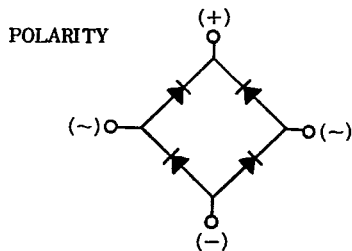


2J4B41 600V 2A**MAXIMUM RATINGS**

CHARACTERISTIC	SYMBOL	RATING	UNIT
Repetitive Peak Reverse Voltage	V _{RRM}	100	V
		200	
		400	
		600	
Average Output Rectified Current (T _a =40°C)	I _O	1.6	A
*Used Cooling Fin (70×70×2 Al)		2.0	
Peak One Cycle Surge Forward Current (Non-Repetitive)	I _{FSM}	50(50Hz)	A
Junction Temperature	T _j	-40~150	°C
Storage Temperature Range	T _{stg}	-40~150	°C

ELECTRICAL CHARACTERISTICS

CHARACTERISTIC	SYMBOL	CONDITION	MIN.	MAX.	UNIT
Peak Forward Voltage	V _{FM}	I _{FM} =2A, T _a =25°C	—	1.2	V
Repetitive Peak Reverse Current	I _{RRM}	V _{RRM} =Rated, T _a =25°C	—	10	μA

**3J4B41** 600V 3A

DataSheet4U.com

DataSheet4U.com

MAXIMUM RATINGS

CHARACTERISTIC	SYMBOL	RATING	UNIT
Repetitive Peak Reverse Voltage	V _{RRM}	100	V
		200	
		400	
		600	
Average Output Rectified Current (T _a =40°C)	I _O	2.0	A
*Used Cooling Fin (70×70×2 Al)		3.0	
Peak One Cycle Surge Forward Current (Non-Repetitive)	I _{FSM}	80(50Hz)	A
Junction Temperature	T _j	-40~150	°C
Storage Temperature Range	T _{stg}	-40~150	°C

ELECTRICAL CHARACTERISTICS

CHARACTERISTIC	SYMBOL	CONDITION	MIN.	MAX.	UNIT
Peak Forward Voltage	V _{FM}	I _{FM} =3A, T _a =25°C	—	1.2	V
Repetitive Peak Reverse Current	I _{RRM}	V _{RRM} =Rated, T _a =25°C	—	10	μA

Polarity indication circuit diagram

