



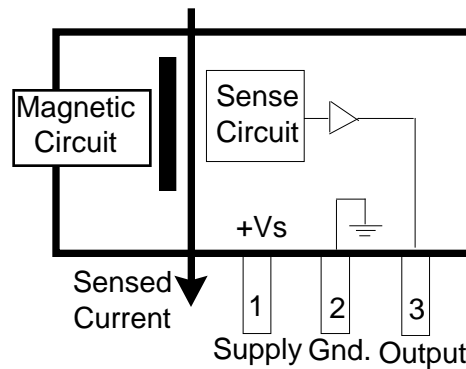
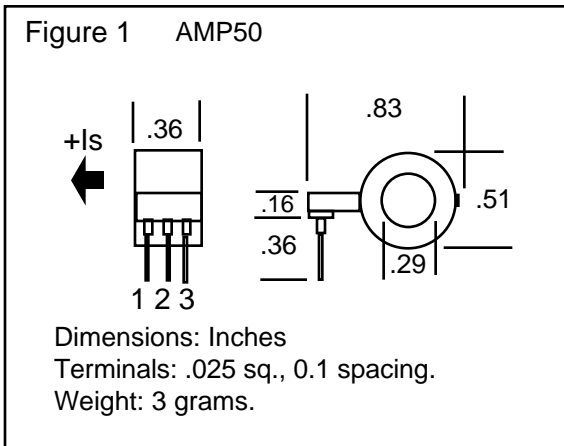
AMP50 50 Ampere Rating

805/964-9119 FAX 805/967-8789
 Box 152, Goleta, CA 93116
 e-mail:sales@amploc.com
 www.amploc.com

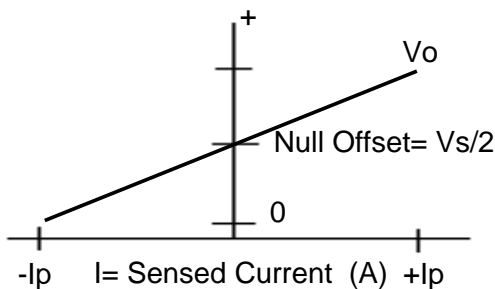
Hall effect linear sensors. (-40 to +125C)

Sensor Style	Fig.	Sensed Current (Amps peak)	Vs= +5V Vo at peak rated current *	Vs= +5V Sensitivity mV/A *	
AMP50	1	50	1.14V	23	
Linear to 90A					

* proportional to Vs



Caution: Do not reverse supply voltage polarity.



ELECTRICAL CHARACTERISTICS

Supply voltage, Vs.....	+4.5 to +10.0Vdc
Supply Current.....	10mA max.
Output Current.....	2mA max.
Offset Voltage, Vo (Sensed Current= 0A.)...Vs/2±2%	
Output Voltage, Vo is proportional to Vs.	
Temperature Error	
Null.....	.03%/C
Gain.....	.03%/C
Temperature Range.....	-40C to + 125C
Response Time.....	3µSec.
Linearity (Full Scale).....	1%
Accuracy (Full Scale).....	±2%
A. C. Hysteresis Error.....	0.5%