



# EVERLIGHT ELECTRONICS CO.,LTD.

Device Number : DLE-822-007 REV: 1.0

3mm Round Small Flange Without stand-off LEDs, T-1

PART NO : 8224-10SYGC/S900-E3 ECN : \_\_\_\_\_ Page: 1/4

### ■ Features :

- Choice of various viewing angles
- Available on tape and reel
- Reliable and robust

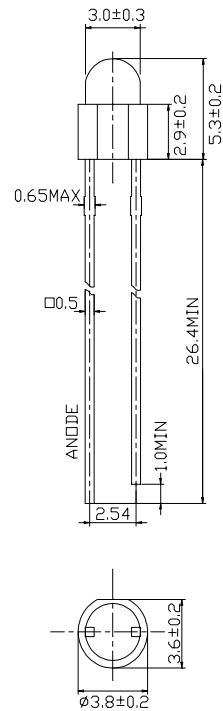
### ■ Descriptions :

- The series is specially designed for applications requiring higher brightness.
- The LED lamps are available with different colors, intensities, epoxy colors, etc.

### ■ Applications :

- TV set
- Monitor
- Telephone
- Computer

### ■ Package Dimensions:



### ■ Notes :

1. All dimensions are in millimeters.
2. An epoxy meniscus may extend about 1.5mm(0.059") down to the lead.
3. Tolerances unless dimension  $\pm 0.25$ mm

PART NO	Chip		Lens Color
	Material	Emitted Color	
8224-10SYGC/S900-E3	AlGaInP	Super Yellow Green	Green Diffused

B90010439,9002061

OFFICE : NO. 25,Lane 76,Sec.3, Chung Yang Rd., Tucheng 236, Taipei, Taiwan, R.O.C.

TEL : 886-2-2267-2000,2267-9936

FAX : 886-2-2267-6244,22676189,22676306

<http://www.everlight.com>



# EVERLIGHT ELECTRONICS CO.,LTD.

Device Number : DLE-822-007 REV: 1.0

3mm Round Small Flange Without stand-off LEDs, T-1

PART NO : 8224-10SYGC/S900-E3 ECN : \_\_\_\_\_ Page: 2/4

## Absolute Maximum Ratings at Ta = 25°C

Parameter	Symbol	Rating	Unit
Forward Current	IF	25	mA
Operating Temperature	Topr	-40 to +85	°C
Storage Temperature	Tstg	-40 to +100	°C
Soldering Temperature	Tsol	260 ± 5	°C
Electrostatic Discharge	ESD	2000	V
Power Dissipation	Pd	60	mW
Peak Forward Current(Duty 1/10 @ 1KHz)	IF(Peak)	160	mA
Reverse Voltage	VR	5	V

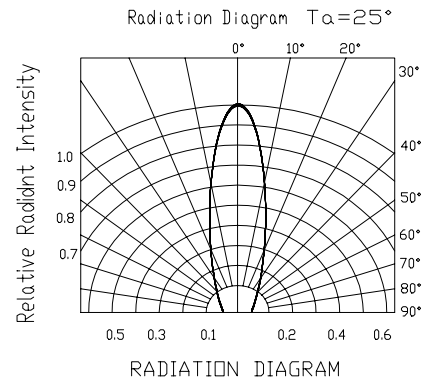
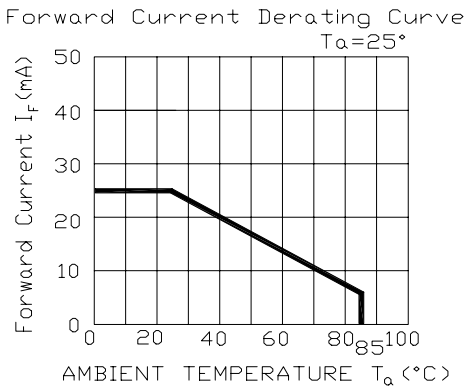
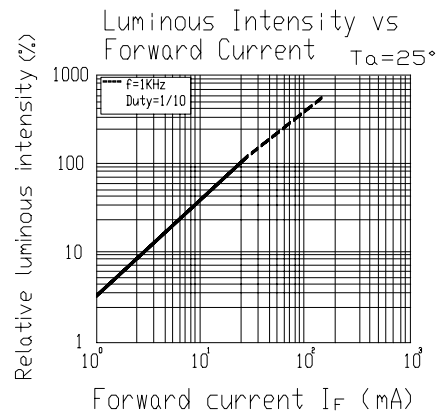
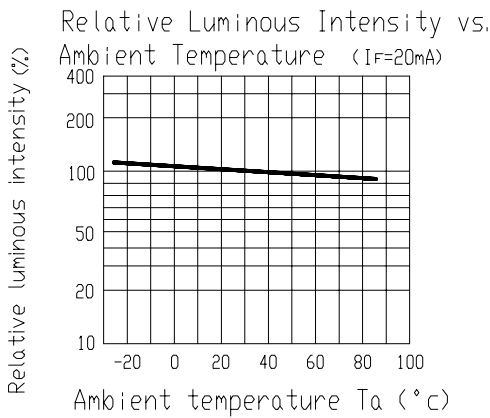
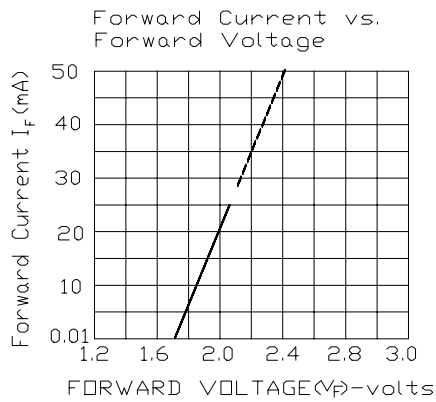
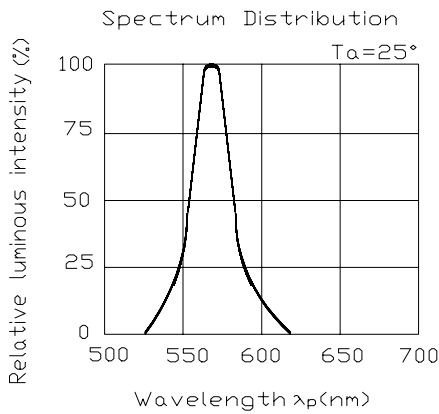
## Electronic Optical Characteristics :

Parameter	Symbol	Min.	Typ.	Max.	Unit	Condition
Luminous Intensity	Iv	250	400	/	mcd	IF= 20 mA
Viewing Angle	2θ 1/2	/	25	/	deg	IF= 20 mA
Peak Wavelength	λp	/	575	/	nm	IF= 20 mA
Dominant Wavelength	λd	/	573	/	nm	IF= 20 mA
Spectrum Radiation Bandwidth	Δλ	/	20	/	nm	IF= 20 mA
Forward Voltage	VF	/	2.0	2.4	V	IF= 20 mA
Reverse Current	IR	/	/	10	μA	VR= 5 V



3mm Round Small Flange Without stand-off LEDs, T-1

Typical Electro-Optical Characteristic Curves





# EVERLIGHT ELECTRONICS CO.,LTD.

Device Number : DLE-822-007

REV: 1.0

3mm Round Small Flange Without stand-off LEDs, T-1

PART NO : 8224-10SYGC/S900-E3

ECN :                     

Page: 4/4

## ■ Reliability test items and conditions

No	Item	Test Conditions	Test Hours/Cycle	Sample Size	Ac/Re
1	Solder Heat	TEMP : 260°C ± 5 °C	5 SEC	76 PCS	0/1
2	Temperature Cycle	H : +85°C 30min ∫ 5 min L : -55°C 30min	50 CYCLES	76 PCS	0/1
3	Thermal Shock	H : +100°C 5min ∫ 10 sec L : -10°C 5min	50 CYCLES	76 PCS	0/1
4	High Temperature Storage	TEMP : 100°C	1000 HRS	76 PCS	0/1
5	Low Temperature Storage	TEMP : -55°C	1000 HRS	76 PCS	0/1
6	DC Operating Life	IF = 20 mA	1000 HRS	76 PCS	0/1
7	High Temperature / High Humidity	85°C/85% RH	1000 HRS	76 PCS	0/1