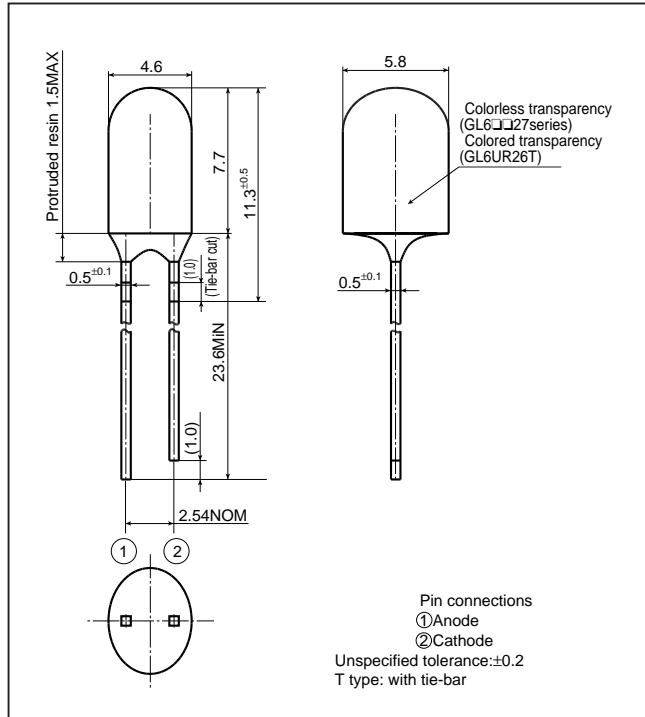


GL6UR26T/GL6□□27 series

5.8X4.6mm, Oval Type, Colored/Colorless Transparency, High-luminosity LED Lamps for Outdoor Use

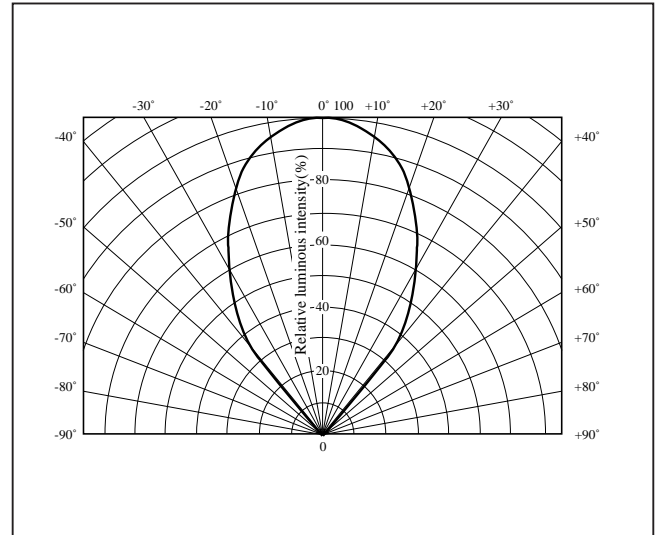
Outline Dimensions

(Unit : mm)



Radiation Diagram(Long Diameter)

(Ta=25°C)



Absolute Maximum Ratings

(Ta=25°C)

Model No.	Radiation color	Radiation material	Power dissipation P (mW)	Forward current I _F (mA)	Peak forward current I _{FM} ^{*1} (mA)	Derating factor (mA/°C)		Reverse voltage V _R (V)	Operating temperature T _{opr} (°C)	Storage temperature T _{stg} (°C)	Soldering temperature T _{sol} ^{*2} (°C)
						DC	Pulse				
GL6UR26T	Red(Super-luminosity)	GaAlAs on GaAlAs	75	30	50	0.40	0.67	4	-25 to +85	-25 to +100	260
GL6UR27T	Red(Super-luminosity)	GaAlAs on GaAlAs	75	30	50	0.40	0.67	4	-25 to +85	-25 to +100	260
GL6HJ27	Orange(Super-luminosity)	AlGaInP	130	50	100	0.67	1.33	4.1	-25 to +85	-25 to +100	260
GL6HV27	Yellow(Super-luminosity)	AlGaInP	130	50	100	0.67	1.33	4.1	-25 to +85	-25 to +100	260

*1 Duty ratio=1/10, Pulse width=0.1ms

*2 5s or less(At the position of 1.6mm or more from the bottom face of resin package)

Electro-optical Characteristics

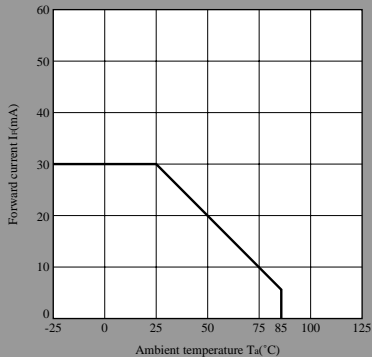
(Ta=25°C)

Lens type	Model No.	Forward voltage V _F (V)		Peak emission wavelength λ _p (nm)		Luminous intensity I _v (mcd)		Spectrum radiation bandwidth Δλ(nm)		Reverse current I _R (μA)		Terminal capacitance C _t (pF)		Page for characteristics diagrams
		TYP	MAX	TYP	I _F (mA)	TYP	I _F (mA)	TYP	I _F (mA)	MAX	V _R (V)	TYP	(MHz)	
Colored transparency	GL6UR26T	1.85	2.5	660	20	400	20	20	20	100	3	25	1	→
	GL6UR27T	1.85	2.5	660	20	400	20	20	20	100	3	25	1	→
Colorless transparency	GL6HJ27	1.9	2.6	620	20	300	20	18	20	100	4	26	1	→
	GL6HV27	1.9	2.6	590	20	200	20	13	20	100	4	24	1	→

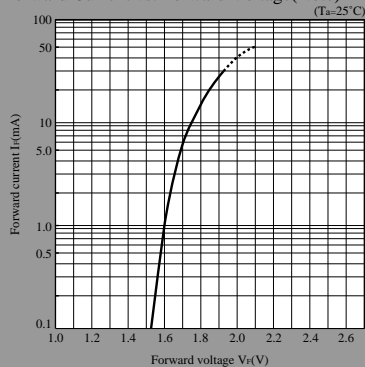
(Notice) • In the absence of confirmation by device specification sheets, SHARP takes no responsibility for any defects that may occur in equipment using any SHARP devices shown in catalogs, data books, etc. Contact SHARP in order to obtain the latest device specification sheets before using any SHARP device.
 (Internet) • Data for sharp's optoelectronic/power device is provided for internet.(Address <http://www.sharp.co.jp/ecg/>)

UR series

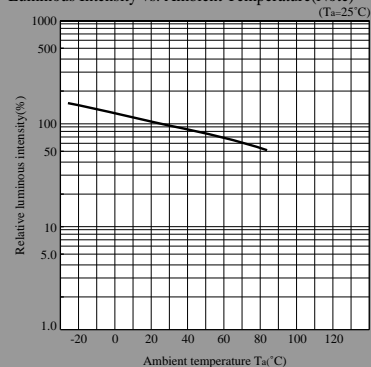
Forward Current Derating Curve



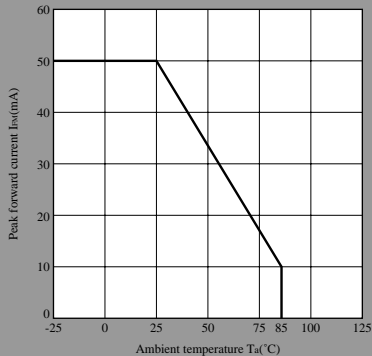
Forward Current vs. Forward Voltage(Note)



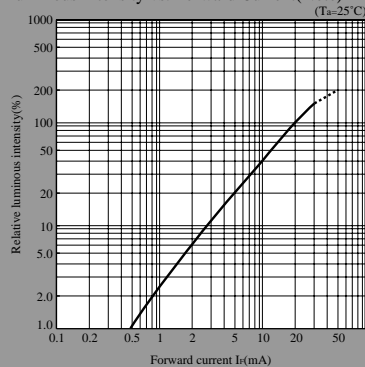
Luminous Intensity vs. Ambient Temperature(Note)



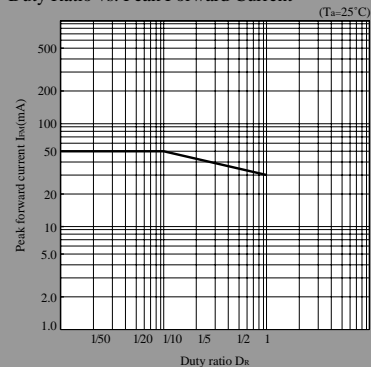
Peak Forward Current Derating Curve



Luminous Intensity vs. Forward Current(Note)



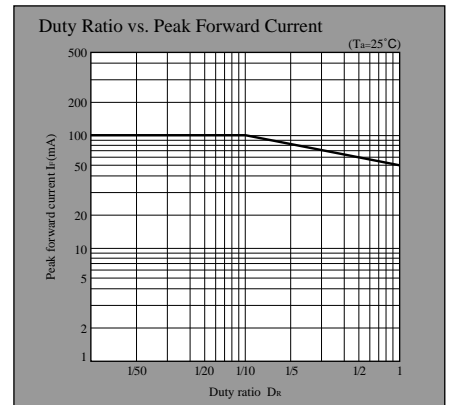
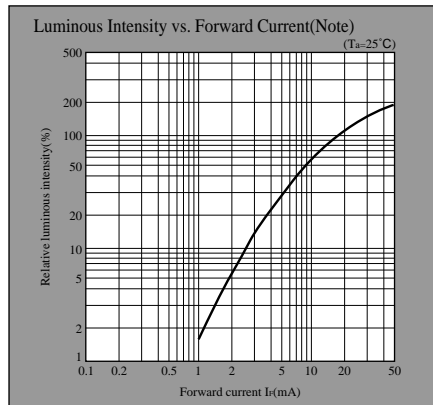
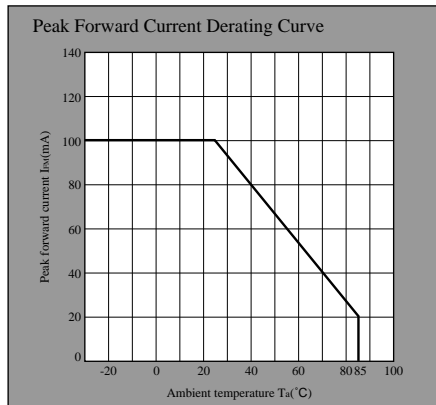
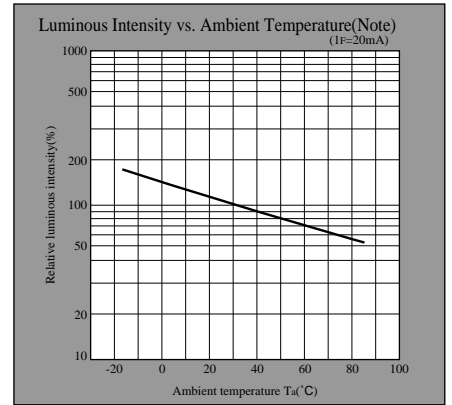
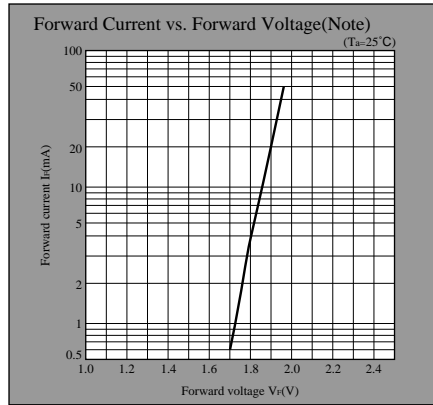
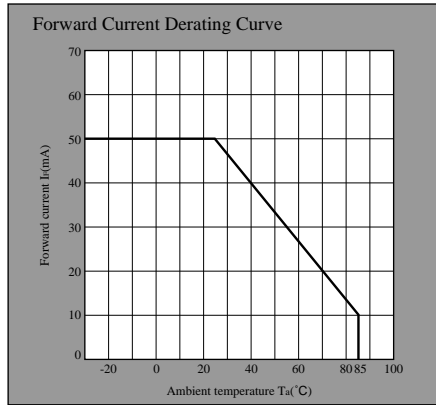
Duty Ratio vs. Peak Forward Current



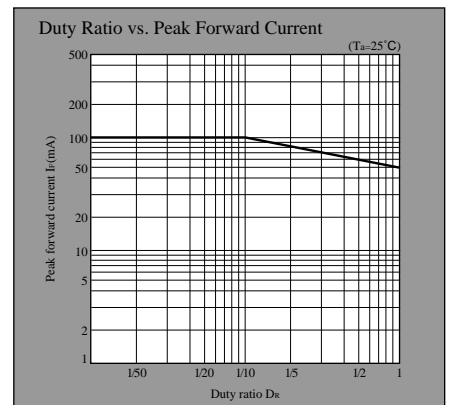
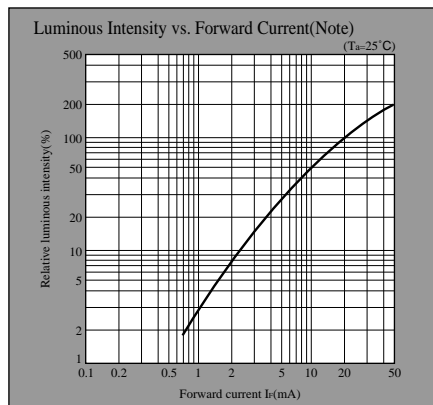
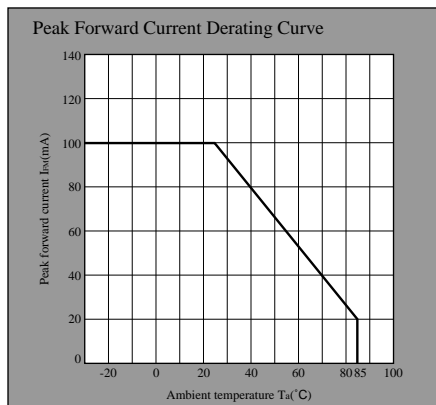
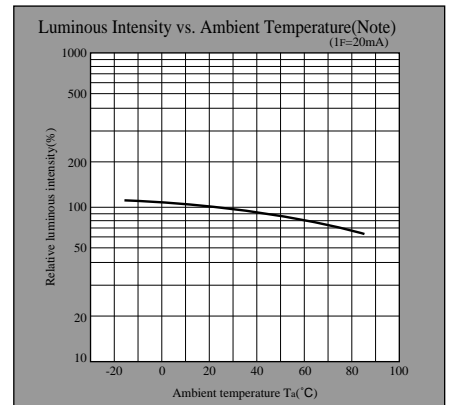
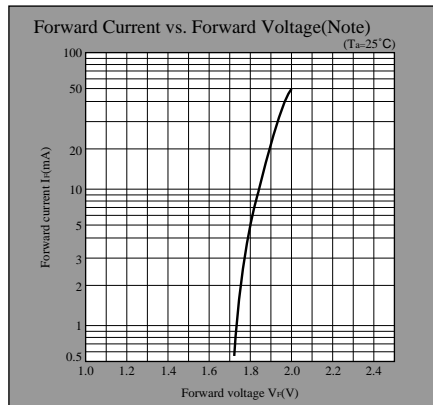
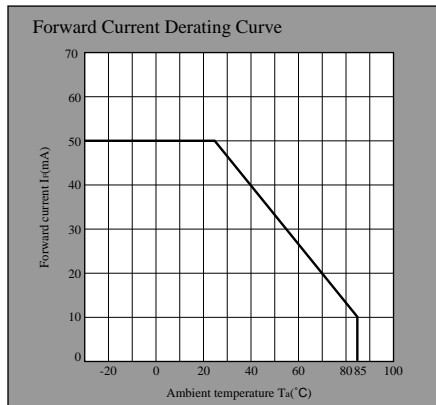
Note) Characteristics shown in diagrams are typical values. (not assurance value)

LED Lamp Characteristics Diagrams

HV series



HJ series



Note) Characteristics shown in diagrams are typical values. (not assurance value)

(Notice) In the absence of confirmation by device specification sheets, SHARP takes no responsibility for any defects that may occur in equipment using any SHARP devices shown in catalogs, data books, etc. Contact SHARP in order to obtain the latest device specification sheets before using any SHARP device.

(Internet) Data for sharp's optoelectronic/power device is provided for internet. (Address <http://www.sharp.co.jp/ecg/>)