


Industry Smallest and Lowest Profile Synchronous 1.5W 0.5A DC/DC Boost Converter with High Output Density Power



FEATURES

- Fully integrated DC/DC converter
- High efficiency over large load range
- 2MHz switching frequency
- 100% duty cycle
- Power Density- more than 80W/inch³
- 1uA shutdown current
- 2.5V to 6V input range (1 Li+ and 3-cell NiCd or NiMH cells)
- 3.3V to 6V output voltage with max. output current of 500mA
- Programmable PWM/ $\overline{\text{PSM}}$ controls
- Low output ripple
- BGA/LGA construction
- Temperature range: - 40°C to 85°C
- No external components needed
- Low profile

The DC/DC converter provides fully integrated synchronous boost converter solution for the latest one-cell lithium ion cellular phones. Its input voltage is between 2.5V to 6V, capable of delivering up to 500mA of output current at 3.3V to 6V. The DC/DC converter combines the 2MHz-switching controller with fully integrated passive components needed to deliver the smallest and most efficient converter available today. The high switching frequency minimizes the output capacitance with peak to peak output ripple as low as 25mV. The DC/DC converter delivers efficiency up to 95%. The programmable pulse-skipping mode (PSM) maintains this high efficiency even during the standby and idle modes to increase overall battery life and talktime. In order to extract the last ounce of power from the battery, the DC/DC converter is designed with 100% duty cycle control for this mode. This function enables the DC/DC converter to operate like a saturated linear regulator delivering the highest potential

output voltage for longer talk time. The DC/DC converter is available in 20-ports BGA/LGA package. In order to satisfy the stringent ambient temperature requirements, the DC/DC converter is designed to handle the industrial temperature range of - 40°C to + 85°C.

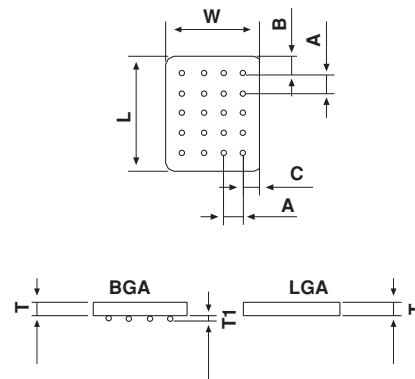
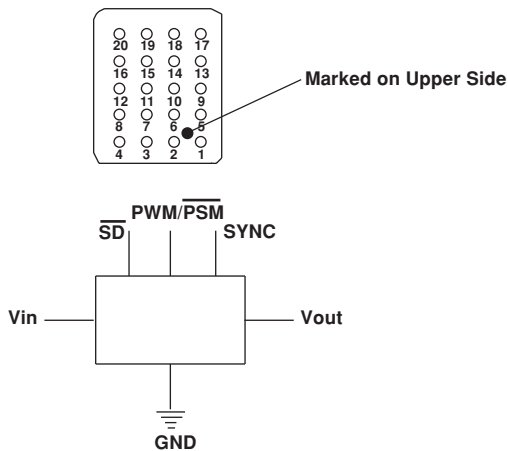
APPLICATION

- Cellular and cordless phones, PDAs and others
- Supply voltage source for low voltage chip sets
- Portable computers
- Battery back-up supplies
- Digital cameras
- Routers
- Fiber optics
- LANS
- Image processing

ORDERING INFORMATION

	FX	5545	G002	□ □ □	□ □
FUNCTIONPAK					
SIZE					
CIRCUIT IDENTIFIER					
OUTPUT VOLTAGE-Example: 2.7V should be written as 2V7 as the V indicates the decimal point, or ADJ for adjustable version - self selectable output voltage.					
PACKAGING-B1 = 10pcs in bulk; B5 = 50pcs in bulk; T1 = 13" reel; T2 = 7" reel.					

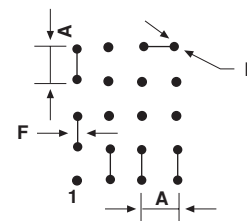
DIMENSIONS in inches [millimeters]	
L	0.58 ± 0.01 [14.7 ± 0.25]
W	0.48 ± 0.01 [12.2 ± 0.25]
A	0.1 ± 0.01 [2.54 ± 0.25]
B	0.09 ± 0.01 [2.29 ± 0.25]
C	0.09 ± 0.01 [2.27 ± 0.25]
T	0.071 ± 0.004 [1.8 ± 0.1]
T1	0.022 [0.55]


BOTTOM SIDE


PIN CONFIGURATION*	
PIN	CONNECTION
1	N/C
2, 6	\overline{SD}
3, 7	PWM/ \overline{PSM}
4, 8	SYNC
5, 9	Vout
10 - 12	N/C
13, 17	GND
14 - 16	N/C
18	N/C
19, 20	Vin

*Note: Pin Description application note is available on page 32.

RECOMMENDED PAD PATTERN in inches [millimeters]		
A	D	F
0.1 ± 0.01 [2.54 ± 0.25]	0.03 ± 0.002 [0.8 ± 0.05]	0.02 ± 0.002 [0.5 ± 0.05]

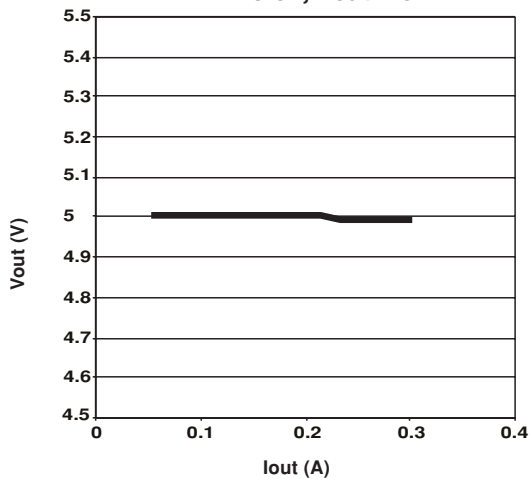

TAPE AND REEL

See Tape and Reel Information - Type A

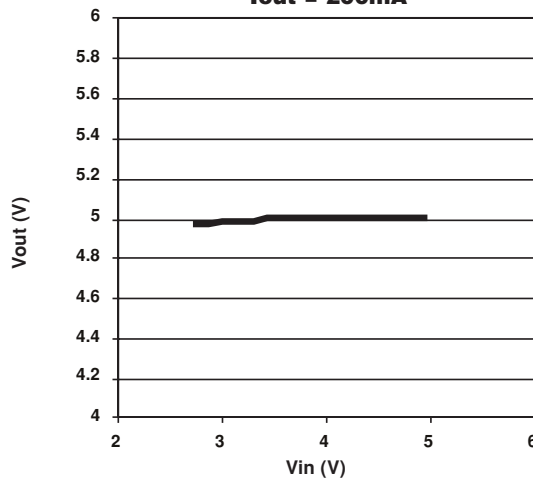


STANDARD ELECTRICAL SPECIFICATIONS					
PARAMETER	UNIT	CONDITION	MIN	TYP	MAX
Input					
Voltage Range	V_{DC}		2.5		6
Insulation					
Test Voltage	V_{AC}	60Hz 60sec	750		
Resistance	Ω	$V_{ISO} = 500V_{DC}$	1×10^{11}		
Leakage Current	nA	$V_{ISO} = 500V_{DC}$			5
Output					
Power	W			1.5	
Voltage	V_{DC}			3.3 to 6	
Voltage Tolerance	%	at 25°C Ambient Temperature	- 5		+ 5
Temp. Coefficient	%/°C				0.03
Ripple and Noise	mVpp	DC to 20MHz		25	
General					
Switching Frequency	MHz			2	
Package Weight	gr.				0.9
Temperature					
Operation	°C		- 40		+ 85
Storage	°C		- 55		+ 125

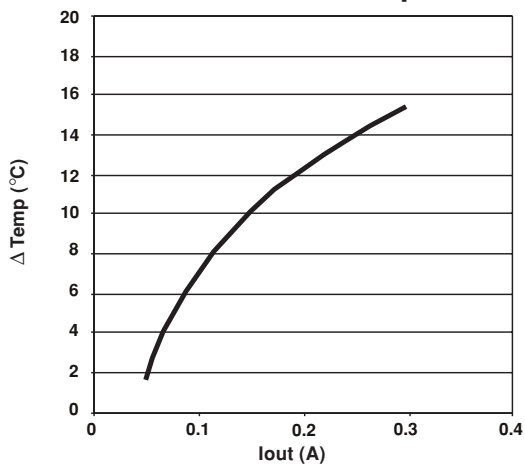
Vout Vs. Iout
Vin = 3.6V; Vout = 5V



Vout Vs. Vin
Iout = 200mA



Δ Temp Vs. Iout
Above 25°C Ambient Temperature



Efficiency Vs. Iout
Vin = 3.6V; Vout = 5V

