



5mm Round Type LED Lamps

■ Features :

- Popular T-1 3/4 diameter package.
- Choice of various viewing angles.
- Available on tape and reel.
- Reliable and robust.

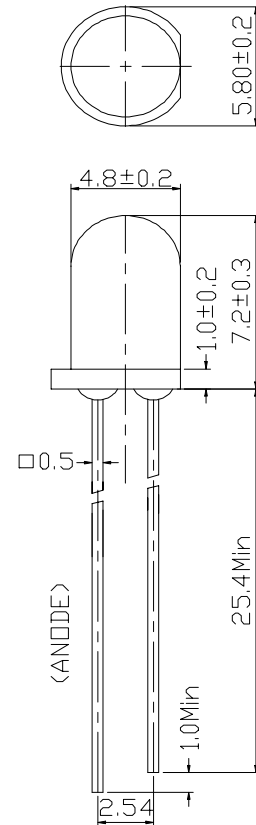
■ Descriptions :

- The series is specially designed for applications requiring higher brightness
- The LED lamps are available with different colors, intensities, epoxy colors, etc.

■ Applications :

- TV set
- Monitor
- Telephone
- Computer

■ Package Dimensions:



■ Notes :

- 1.All dimensions are in millimeters.
- 2.An epoxy meniscus may extend about 1.5mm(0.059") down to the lead.
- 3.Tolerances unless dimension ±0.25mm

PART NO	Chip		Lens Color
	Material	Emitted Color	
1313-2VGD	GaP	Green	Green Diffused

B90010083,90010036

OFFICE : NO. 25,Lane 76,Sec.3, Chung Yang Rd., Tucheng 236, Taipei, Taiwan, R.O.C.

TEL. : 886-2-2267-2000,2267-9936

FAX : 886-2-2267-6244,22676189,22676306

http://www.everlight.com



5mm Round Type LED Lamps

PART NO. : 1313-2VGD

ECN : Page: 2/4

■ Absolute Maximum Ratings at Ta = 25°C

Parameter	Symbol	Rating	Unit
Forward Current	IF	30	mA
Operating Temperature	Topr	-40 to +85	°C
Storage Temperature	Tstg	-40 to +100	°C
Soldering Temperature	Tsol	260 ± 5	°C
Power Dissipation	Pd	100	mW
Peak Forward Current(Duty 1/10 @ 1KHz)	IF(Peak)	160	mA
Reverse Voltage	VR	5	V

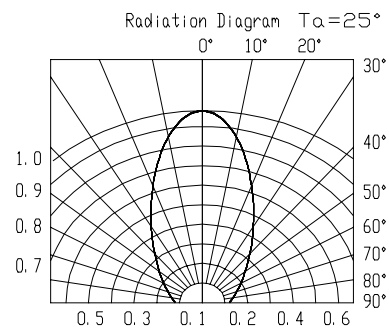
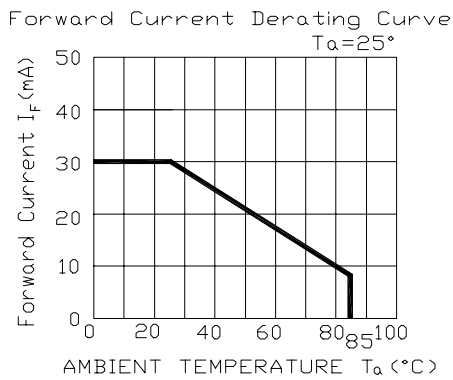
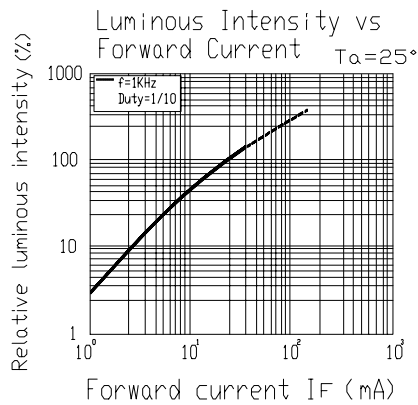
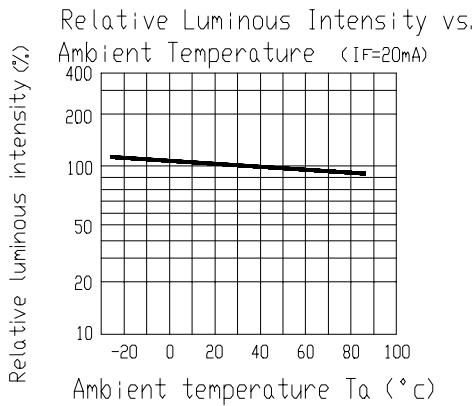
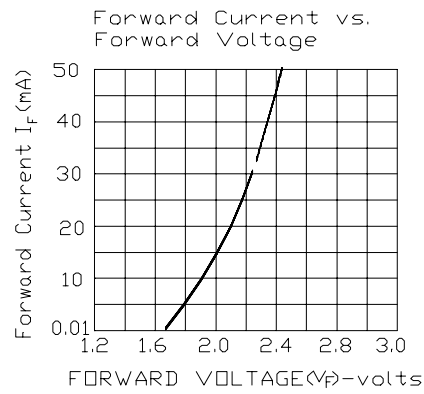
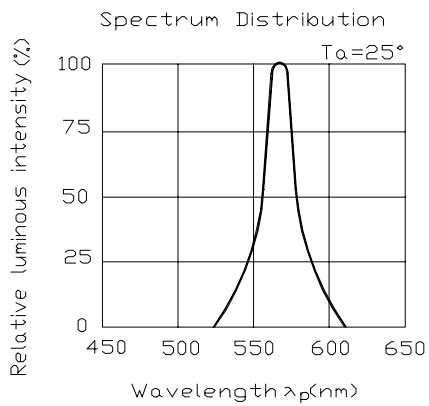
■ Electronic Optical Characteristics :

Parameter	Symbol	Min.	Typ.	Max.	Unit	Condition
Luminous Intensity	Iv	25	40	/	mcd	IF= 20 mA
Viewing Angle	2θ 1/2	/	55	/	deg	IF= 20 mA
Peak Wavelength	λ p	/	570	/	nm	IF= 20 mA
Dominant Wavelength	λ d	/	571	/	nm	IF= 20 mA
Spectrum Radiation Bandwidth	Δ λ	/	30	/	nm	IF= 20 mA
Forward Voltage	VF	1.7	2.1	2.4	V	IF= 20 mA
Reverse Current	IR	/	/	10	μ A	VR= 5 V



5mm Round Type LED Lamps

■ Typical Electro-Optical Characteristic Curves:





EVERLIGHT ELECTRONICS CO.,LTD.

Device Number : DLE-131-002 REV.: 1.0

5mm Round Type LED Lamps

PART NO. : 1313-2VGD Page: 4/4

■ Reliability test items and conditions:

No	Item	Test Conditions	Test Hours/Cycle	Sample Size	Ac/Re
1	Solder Heat	TEMP : 260°C ± 5 °C	5 SEC	76 PCS	0/1
2	Temperature Cycle	H : +85°C 30min ∫ 5 min L : -55°C 30min	50 CYCLES	76 PCS	0/1
3	Thermal Shock	H : +100°C 5min ∫ 10 sec L : -10°C 5min	50 CYCLES	76 PCS	0/1
4	High Temperature Storage	TEMP : 100°C	1000 HRS	76 PCS	0/1
5	Low Temperature Storage	TEMP : -55°C	1000 HRS	76 PCS	0/1
6	DC Operating Life	TEMP : 25°C If=20mA	1000 HRS	76 PCS	0/1
7	High Temperature / High Humidity	85°C /85% RH	1000 HRS	76 PCS	0/1