



### Construction

- Dielectric: polypropylene film
- Plastic case
- Polyurethane resin

### Features

- Self-healing properties
- Low dissipation factor
- High insulation resistance

### Typical applications

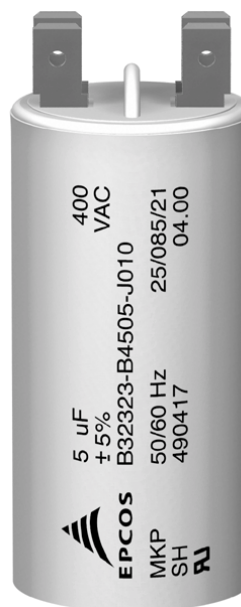
For general sine wave applications, mainly as motor run capacitor

### Terminals

- B32321: Single Faston 6,3 x 0,8 mm
- B32323: Double faston 6,3 x 0,8 mm

### Mounting parts

- Metal stud (max. torque = 5 Nm)
- Plastic stud (max. torque = 3 Nm)



### Technical data and specifications

Standard	IEC / EN 60252 / UL810
Rated capacitance $C_N$	2 .. 60 $\mu$ F
Tolerance	$\pm 5\%$ , $\pm 10\%$
Rated voltage $U_N$	250 .. 450 Vac
Rated frequency $f_N$	50.. 60 Hz
Life expectancy	10.000 h (Class B, according to IEC / EN 60252)

### Maximum ratings

Maximum permissible voltage $U_{max}$	$1,1 \times U_N$ ( $U_N$ : rated voltage)
Maximum permissible current $I_{max}$	$1,3 \times I_N$ ( $I_N$ : rated current)

**Technical data (cont`d)**

<b>Test data</b>	
AC test voltage terminal to terminal $U_{TT}$	$2 \times U_N, 60 \text{ s}$
Insulation voltage terminals to case	2000 Vac
Insulation resistance $R_{is}$ or time $\tau$ constant at 20 °C	
Rel. Humidity $\leq 65$ °C (minimum value)	3000 s
Dissipation factor $\tan\delta$ at 20 °C	$\leq 1,0 \times 10^{-3}$ (120 Hz)
Maximum rate of voltage rise $du/dt_{max}$	10 V/ $\mu$ s
<b>Climatic data</b>	
Climatic category	25/085/21 in accordance with IEC 60068-1
Lower category $T_{min}$	-25 °C
Upper category $T_{max}$	+85 °C
Damp heat test $t_{test}$	21 days
Permitted capacitance $\Delta C/C$	$\leq 3 \%$

**Note :**

- 1) It should be noted that presence of harmonics produces over voltage & over current on capacitors. Resonance may cause serious damage to installation if a significant level of total harmonic distortion level exists for voltage or current. In such cases, series reactors must be considered.
- 2) Operating temperature class: In accordance with the reference standards, these temperatures are those measured on the surface on the capacitor

**Approved marks\***

 UL 810 <sup>(1)</sup>

 EN 60252 <sup>(2)</sup>

- (1) Currently available from Icotron
- (2) Homologation in process

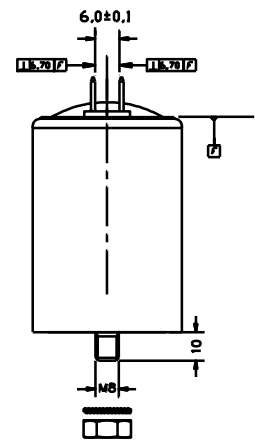
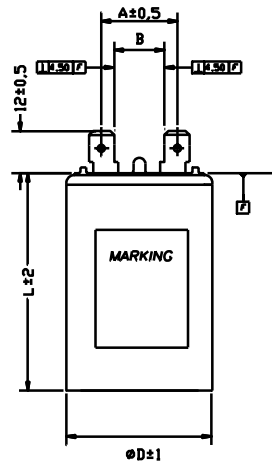
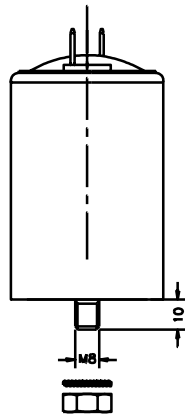
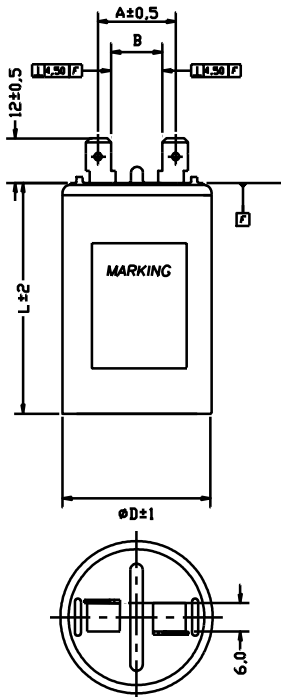
Dimensional drawings

B32321-...010

B32321-...030

B32323-...010

B32323-...030



a = min. 16,15 mm.

b = min. 9,5 mm.

**Ordering codes and packing units**

$U_N$ Vac	$C_N$ $\mu\text{F}$	Max. dimensions $d \times l$ (mm) B32321/23	Ordering code	Packing unit (pcs.)
250	4	30 x 62	B323**-C1405-+0\$0	112
	5	30 x 62	B323**-C1505-+0\$0	112
	6	30 x 62	B323**-C1605-+0\$0	112
	7	30 x 62	B323**-C1705-+0\$0	112
	8	30 x 62	B323**-C1805-+0\$0	112
	9	30 x 62	B323**-C1905-+0\$0	112
	10	30 x 62	B323**-C1103-+0\$0	112
	12	30 x 62	B323**-C1126-+0\$0	112
	15	30 x 62	B323**-C1156-+0\$0	112
	20	35 x 62	B323**-C1206-+0\$0	84
	25	35 x 71	B323**-C1256-+0\$0	84
	30	35 x 71	B323**-C1306-+0\$0	84
	35	40 x 71	B323**-C1356-+0\$0	45
	40	40 x 71	B323**-C1406-+0\$0	45
	45	40 x 71	B323**-C1456-+0\$0	45
	50	40 x 98	B323**-C1506-+0\$0	45
	55	40 x 98	B323**-C1556-+0\$0	45
	60	40 x 98	B323**-C1606-+0\$0	45

$U_N$ Vac	$C_N$ $\mu\text{F}$	Max. dimensions $d \times l$ (mm) B32321/23	Ordering code	Packing unit (pcs.)
400	2	30 x 62	B323**-B4205-+0\$0	112
	3	30 x 62	B323**-B4305-+0\$0	112
	4	30 x 62	B323**-B4405-+0\$0	112
	5	30 x 62	B323**-B4505-+0\$0	112
	6	30 x 62	B323**-B4605-+0\$0	112
	7	35 x 62	B323**-B4705-+0\$0	84
	8	35 x 62	B323**-B4805-+0\$0	84
	10	35 x 62	B323**-B4106-+0\$0	84
	12	35 x 71	B323**-B4126-+0\$0	84
	15	40 x 71	B323**-B4156-+0\$0	45
	20	40 x 71	B323**-B4206-+0\$0	45
	25	40 x 98	B323**-B4256-+0\$0	45
	30	40 x 98	B323**-B4306-+0\$0	45
	35	45 x 95	B323**-A4356-+0\$0	45
	40	45 x 95	B323**-A4406-+0\$0	45
	45	50 x 95	B323**-A4456-+0\$0	32
50	50 x 95	B323**-A4506-+0\$0	32	

$U_N$ Vac	$C_N$ $\mu\text{F}$	Max. dimensions $d \times l$ (mm) B32321/23	Ordering code	Packing unit (pcs.)
450	3	30 x 62	B323**-B6305-+0\$0	112
	6	35 x 62	B323**-B6605-+0\$0	84
	8	35 x 71	B323**-B6805-+0\$0	84
	10	40 x 71	B323**-B6106-+0\$0	45
	12	40 x 71	B323**-B6126-+0\$0	45
	15	45 x 71	B323**-A6156-+0\$0	45
	20	45 x 71	B323**-A6206-+0\$0	45
	25	45 x 95	B323**-A6256-+0\$0	45
	30	45 x 95	B323**-A6306-+0\$0	45
	35	50 x 95	B323**-A6356-+0\$0	32
	40	45 x 120	B323**-A6406-+0\$0	45
	45	50 x 120	B323**-A6456-+0\$0	32
	50	50 x 120	B323**-A6506-+0\$0	32

**Notes for ordering code:**
**\*\* Replace for terminals**

21 – Single faston terminals

23 – Double faston terminals

**+ Replace for capacitance tolerance**

 J -  $\pm 5\%$ 

 K -  $\pm 10\%$ 
**\$ Replace for construction**

1 - Plastic case FRPP (UL94 V-2)

3 - Plastic case FRPP (UL94 V-2) and M8 bolt

© EPCOS AG 2000. All Rights Reserved. Reproduction, publication and dissemination of this data sheet, enclosures hereto and the information contained therein without EPCOS' prior express consent is prohibited.

The information contained in this data sheet describes the type of component and shall not be considered as guaranteed characteristics. Purchase orders are subject to the General Conditions for the Supply of Products and Services of the Electrical and Electronics Industry recommended by the ZVEI (German Electrical and Electronic Manufacturers' Association), unless otherwise agreed.