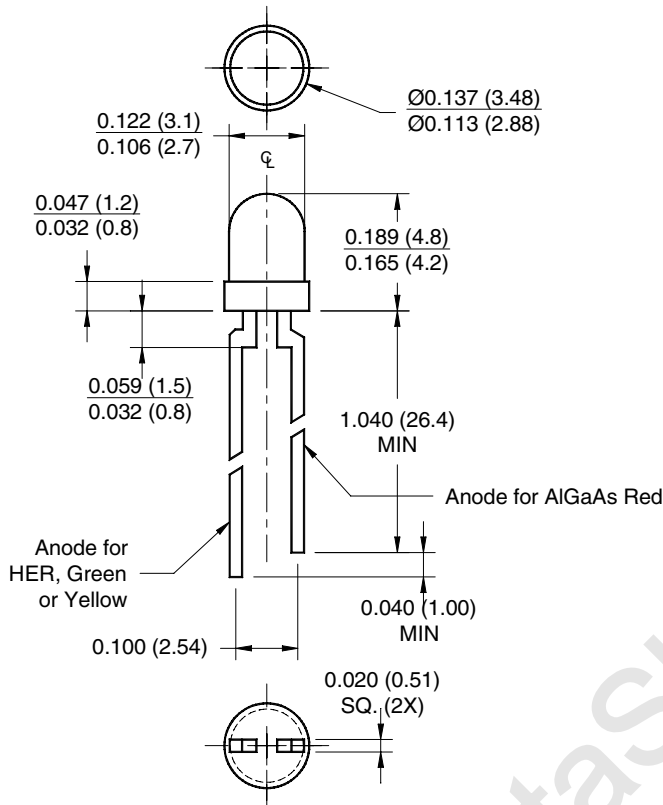


PACKAGE DIMENSIONS



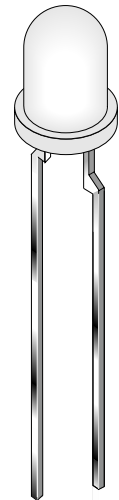
NOTES:

1. Dimensions for all drawings are in inches (mm).
2. Tolerance is $\pm 0.12''$ unless otherwise specified.

HER / AlGaAs RED	MV6661A
GREEN / AlGaAs RED	MV6461A
YELLOW / AlGaAs RED	MV6361A

FEATURES

- Excellent luminous uniformity
- Wide viewing angle
- Solid state reliability



DESCRIPTION

The MV6X61A series is a bicolor, bipolar LED lamp with a wide viewing angle of 100°. In particular, MV6461A offers 4 states - green, red, orange (when AC driven) and off.

ABSOLUTE MAXIMUM RATINGS ($T_A = 25^\circ\text{C}$ unless otherwise specified)

Parameter	AlGaAs Red	HER	Green	Yellow	Units
Continuous Forward Current - I_F	30	30	30	25	mA
Peak Forward Current - I_F ($f = 1.0 \text{ KHz}$, Duty Factor = 1/10)	90	90	90	60	mA
Reverse Voltage - V_R ($I_R = 10 \mu\text{A}$)	5	5	5	5	V
Power Dissipation - P_D	135	135	135	95	mW
Operating Temperature - T_{OPR}	-55 to +100				$^\circ\text{C}$
Storage Temperature - T_{STG}	-55 to +100				$^\circ\text{C}$
Lead Soldering Time - T_{SOL}	260 for 5 sec				$^\circ\text{C}$

HER / AlGaAs RED	MV6661A
GREEN / AlGaAs RED	MV6461A
YELLOW / AlGaAs RED	MV6361A

ELECTRICAL / OPTICAL CHARACTERISTICS (T_A = 25°C)

Part Number	MV6661A	MV6461A	MV6361A	Condition
	HER / AlGaAs Red	Green / AlGaAs Red	Yellow / AlGaAs Red	
Luminous Intensity (mcd)				I _F = 20 mA
Minimum	2.5/2.5	2.5/2.5	2.5/2.5	
Typical	10/10	10/10	10/10	
Forward Voltage (V)				I _F = 20 mA
Maximum	3.0/2.4	3.0/2.4	3.0/2.4	
Typical	2.1/1.7	2.1/1.7	2.1/1.7	
Peak Wavelength (nm)	635/660	565/660	585/660	I _F = 20 mA
Spectral Line Half Width (nm)	45/20	30/20	35/20	I _F = 20 mA
Viewing Angle (°)	100°	100°	100°	I _F = 20 mA

TYPICAL PERFORMANCE CURVES

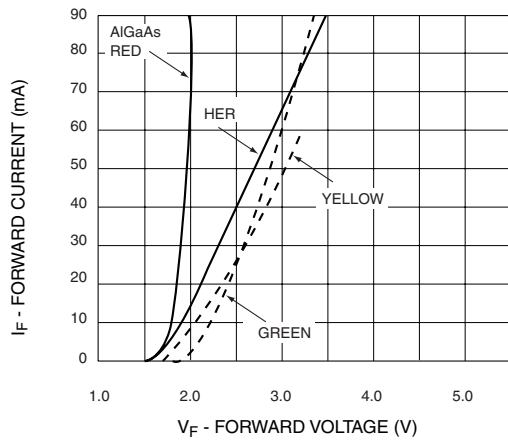


Fig. 1 Forward Current vs. Forward Voltage

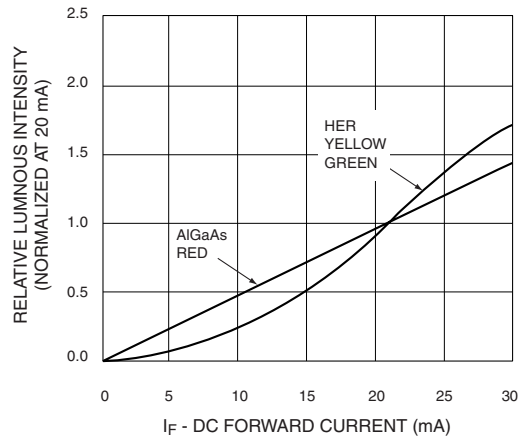


Fig. 2 Relative Luminous Intensity vs. DC Forward Current

HER / AlGaAs RED	MV6661A
GREEN / AlGaAs RED	MV6461A
YELLOW / AlGaAs RED	MV6361A

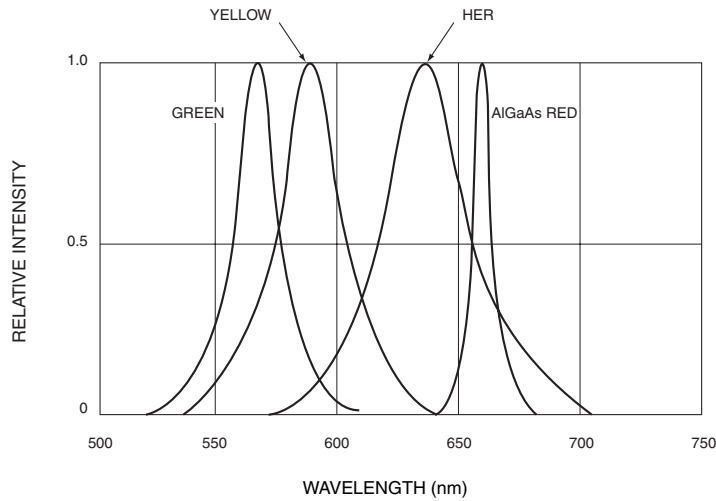


Fig. 3 Relative Intensity vs. Peak Wavelength

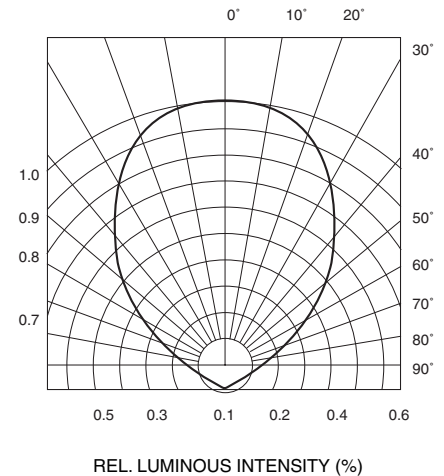


Fig. 4 Radiation Diagram

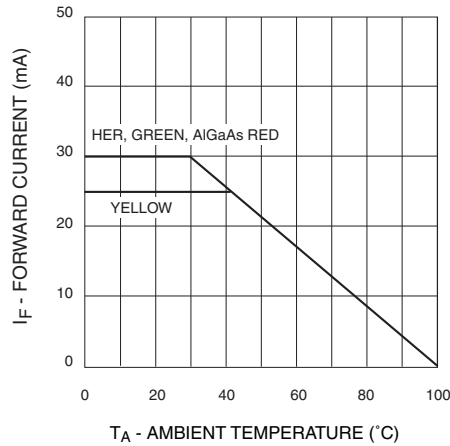


Fig. 5 Current Derating Curve

HER / AlGaAs RED	MV6661A
GREEN / AlGaAs RED	MV6461A
YELLOW / AlGaAs RED	MV6361A

DISCLAIMER

FAIRCHILD SEMICONDUCTOR RESERVES THE RIGHT TO MAKE CHANGES WITHOUT FURTHER NOTICE TO ANY PRODUCTS HEREIN TO IMPROVE RELIABILITY, FUNCTION OR DESIGN. FAIRCHILD DOES NOT ASSUME ANY LIABILITY ARISING OUT OF THE APPLICATION OR USE OF ANY PRODUCT OR CIRCUIT DESCRIBED HEREIN; NEITHER DOES IT CONVEY ANY LICENSE UNDER ITS PATENT RIGHTS, NOR THE RIGHTS OF OTHERS.

LIFE SUPPORT POLICY

FAIRCHILD'S PRODUCTS ARE NOT AUTHORIZED FOR USE AS CRITICAL COMPONENTS IN LIFE SUPPORT DEVICES OR SYSTEMS WITHOUT THE EXPRESS WRITTEN APPROVAL OF THE PRESIDENT OF FAIRCHILD SEMICONDUCTOR CORPORATION. As used herein:

1. Life support devices or systems are devices or systems which, (a) are intended for surgical implant into the body, or (b) support or sustain life, and (c) whose failure to perform when properly used in accordance with instructions for use provided in labeling, can be reasonably expected to result in a significant injury of the user.
2. A critical component in any component of a life support device or system whose failure to perform can be reasonably expected to cause the failure of the life support device or system, or to affect its safety or effectiveness.