

**Safety Relay SR2M**

- 2 pole safety relay with either 1NO+1NC or 2CO contacts
- Forcibly guided contacts according to EN 50205
- Rated current 6 A
- 6 kV surge resistance between poles
- RoHS compliant (Directive 2002/95/EC) as per product date code 0407

**Applications**

Emergency shut-off, machine control, elevator and escalator control, light barrier control



F0186-C

**Approvals**

VDE REG.-Nr. 116064, c RU us E214024, 968/EZ 111.00/01  
Technical data of approved types on request

**Contact data**

Contact configuration	1 NO contact and 1 NC contact or 2 CO contacts <sup>1)</sup>
Contact set	single contact, forcibly guided 1 NC + 1NO: type A according to EN 50205 2 CO: type B according to EN 50205
Type of interruption	micro disconnection
Rated current	6 A
Rated voltage / max.switching voltage AC	240 / 400 VAC
Maximum breaking capacity AC	1500 VA
Utilization class (AC-15) acc. IEC 60947-5-1	
NO contact	I <sub>e</sub> 3 A / U <sub>e</sub> 250 VAC (inrush 30 A)
NC contact	I <sub>e</sub> 1.5 A / U <sub>e</sub> 250 VAC (inrush 15 A)
Contact material	AgNi
Minimum contact load	10 mA / 5 V
Contact resistance	≤ 100 mOhm / 1 A / 24 VDC ≤ 20 Ohm / 10 mA / 5 VDC
Mechanical endurance	10x10 <sup>6</sup> cycles
Rated frequency of operation with / without load	6 min <sup>-1</sup> / 300 min <sup>-1</sup>

<sup>1)</sup> According EN50205 only 1NO / 1NC (11-14 and 22-21 or 12-11 and 21-24) shall be used as forcibly guided contacts.

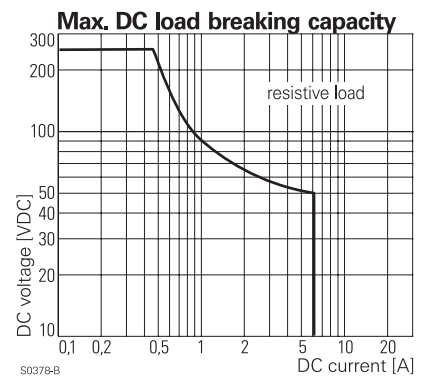
**Coil data**

Rated coil voltage range DC coil	5...110 VDC
Coil power DC coil	appr. 700 mW
Operative range	2

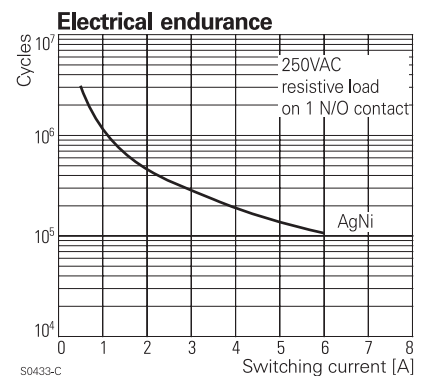
**Coil versions, DC-coil**

Coil code	Rated voltage VDC	Operate voltage VDC	Release voltage VDC	Coil resistance Ohm	Rated coil power mW
005	5	3.8	0.5	35,7±10%	700
006	6	4.5	0.6	51±10%	706
009	9	6.8	0.9	116±10%	698
012	12	9.0	1.2	206±10%	699
018	18	13.5	1.8	483±10%	671
021	21	15.8	2.1	630±10%	700
024	24	18.0	2.4	823±10%	700
036	36	27.0	3.6	1851±10%	700
040	40	30.0	4.0	2286±10%	700
048	48	36.0	4.8	3291±12%	700
060	60	45.0	6.0	5142±12%	700
080	80	64.0	8.5	9143±12%	700
110	110	82.5	11.0	17285±12%	700

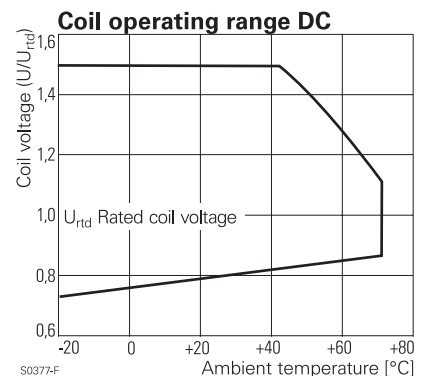
All figures are given for coil without preenergization, at ambient temperature +23°C  
Other coil voltages on request



S0378-B



S0433-C



S0377-F

**Insulation**

Insulation resistance coil-contact circuit	> 100x10 <sup>6</sup> Ohm
Dielectric strength coil-contact circuit	4000 V <sub>rms</sub>
open contact circuit	1500 V <sub>rms</sub>
adjacent contact circuits	3000 V <sub>rms</sub>
Clearance / creepage coil-contact circuit	≥ 8 / 8 mm
adjacent contact circuits	≥ 5.5 / 5.5 mm
Material group of insulation parts	≥ IIIa
Tracking index of relay base	CTI 250
Insulation to IEC 60664-1	
Type of insulation coil-contact circuit	reinforced
open contact circuit	functional
adjacent contact circuits	basic
Rated insulation voltage	250 V
Pollution degree	2
Rated voltage system	230/400 V
Overvoltage category	III
Insulation to EN 50178	
Type of insulation coil-contact circuit	reinforced
adjacent contact circuits	reinforced

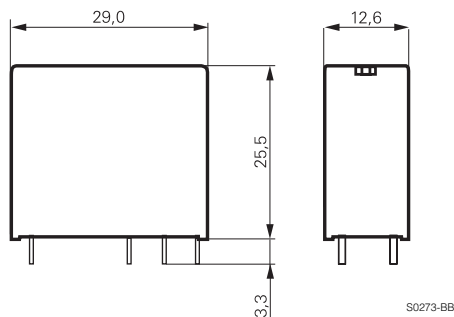
**Other data**

RoHS - Directive 2002/95/EC	compliant as per product date code 0407
Ambient temperature range	-25...+70 °C
Vibration resistance (function) NO / NC contact	> 10 / 2.5 g, 15...200 Hz
Shock resistance (function) NO / NC contact	> 10 / 5 g, 11 ms half sine
Category of protection	RT III <sup>2)</sup>
Resistance to soldering heat	260°C / 5 s
Relay weight	20 g
Packaging unit	20 pcs
<sup>2)</sup> please contact technical support for washing parameters	

**Accessories**

For details see datasheet	accessories SR2M
---------------------------	------------------

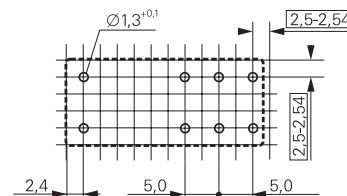
**Dimensions**



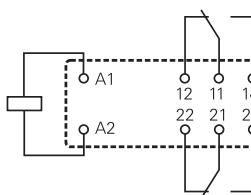
**PCB layout / terminal assignment**

Bottom view on solder pins

2 CO contacts

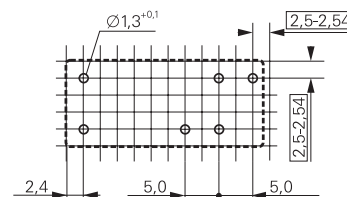


S0163-CO

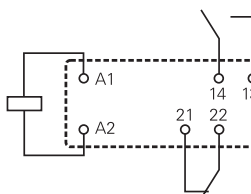


S0163-CU

1 NO and 1 NC contacts



S0163-BJ



S0163-CV

**Product key**

V 2 3 0 4 7 - A 1 - A 5

Type

Version

**A1** standard

Coil

Coil code = rated coil voltage (e.g. 024=24VDC)

Contact set

**A** single contact

Contact material

**5** AgNi

Contact configuration

**01** 2 CO contacts

**11** 1 NO and 1 NC contact

Other types on request

Product key	Version	Contact material	Configuration	Coil	Part number
V23047-A1005-A501	standard	AgNi	2 CO contacts	5 VDC	0-1393258-2
V23047-A1005-A511	wash tight		1 NO + 1 NC	5 VDC	7-1415006-1
V23047-A1006-A501			2 CO contacts	6 VDC	3-1415011-1
V23047-A1006-A511			1 NO + 1 NC	6 VDC	6-1415011-1
V23047-A1009-A501			2 CO contacts	9 VDC	0-1393258-3
V23047-A1009-A511			1 NO + 1 NC	9 VDC	7-1415011-1
V23047-A1012-A501			2 CO contacts	12 VDC	0-1393258-4
V23047-A1012-A511			1 NO + 1 NC	12 VDC	0-1393258-5
V23047-A1018-A501			2 CO contacts	18 VDC	0-1393258-8
V23047-A1018-A511			1 NO + 1 NC	18 VDC	0-1393258-9
V23047-A1021-A501			2 CO contacts	21 VDC	1-1393258-1
V23047-A1021-A511			1 NO + 1 NC	21 VDC	1-1393258-2
V23047-A1024-A501			2 CO contacts	24 VDC	1-1393258-5
V23047-A1024-A511			1 NO + 1 NC	24 VDC	1-1393258-7
V23047-A1036-A501			2 CO contacts	36 VDC	2-1393258-0
V23047-A1036-A511			1 NO + 1 NC	36 VDC	8-1415011-1
V23047-A1040-A501			2 CO contacts	40 VDC	2-1393258-1
V23047-A1040-A511			1 NO + 1 NC	40 VDC	2-1393258-2
V23047-A1048-A501			2 CO contacts	48 VDC	3-1415006-1
V23047-A1048-A511			1 NO + 1 NC	48 VDC	9-1415011-1
V23047-A1060-A511				60 VDC	2-1393258-3