

**PLEASE CHECK WWW.MOLEX.COM FOR LATEST PART INFORMATION**

**Part Number:** [0014445412](#)  
**Status:** **Active**  
**Overview:** [cgrid\\_sl\\_products](#)  
**Description:** 2.54mm (.100") Pitch SL™ Insulation Displacement Connector Assembly, Male, Single Row, Version D, Back Ribs, for Wire Size 22, 0.76µm (30µ") Gold (Au), 12 Circuits

**Documents:**

[3D Model](#) [Product Specification PS-70400 \(PDF\)](#)  
[Drawing \(PDF\)](#) [RoHS Certificate of Compliance \(PDF\)](#)

**Agency Certification**

CSA LR19980  
 UL E29179

**General**

Product Family Ribbon Cable / Wire Trap Connectors  
 Series [70475](#)  
 Comments Terminals Preloaded  
 Component Type Housing  
 Glow-Wire Compliant No  
 Overview [cgrid\\_sl\\_products](#)  
 Product Name SL™

**Physical**

Circuits (Loaded) 12  
 Durability (mating cycles max) 50  
 Entry Angle Vertical  
 Flammability 94V-0  
 Lock to Mating Part None  
 Number of Rows 1  
 PCB Retention None  
 Packaging Type Tube  
 Pitch - Mating Interface (in) 0.100 In  
 Pitch - Mating Interface (mm) 2.54 mm  
 Polarized to Mating Part No  
 Stackable Yes  
 Surface Mount Compatible (SMC) N/A  
 Temperature Range - Operating -40°C to +105°C  
 Wire Insulation Diameter 1.35mm (.053") max.  
 Wire Size AWG 22  
 Wire/Cable Type Discrete Wire, Ribbon Cable

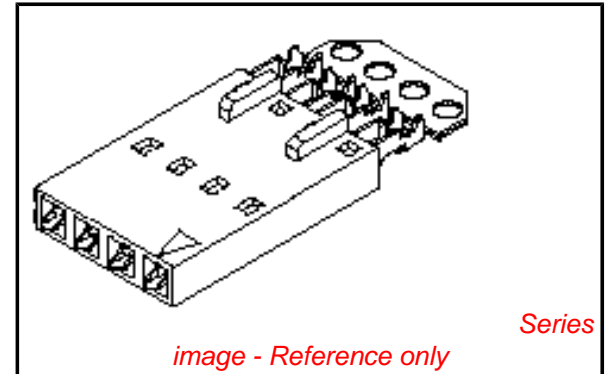
**Electrical**

Current - Maximum per Contact 3A  
 Voltage - Maximum 250V

**Material Info**

**Reference - Drawing Numbers**

Product Specification PS-70400



**EU RoHS** **China RoHS**

**Compliance Status**

**Not Reviewed**

**REACH SVHC**

**Not Reviewed**

**Halogen-Free**

**Status**

**Not Reviewed**

**Need more information on product environmental compliance?**

Email [productcompliance@molex.com](mailto:productcompliance@molex.com)  
 For a multiple part number RoHS Certificate of Compliance, [click here](#)

Please visit the [Contact Us](#) section for any non-product compliance questions.

**Search Parts in this Series**

[70475Series](#)

**Mates With**

[70004](#) Interim Clip (Single Row), [70013](#) Interim Clip (Dual Row)

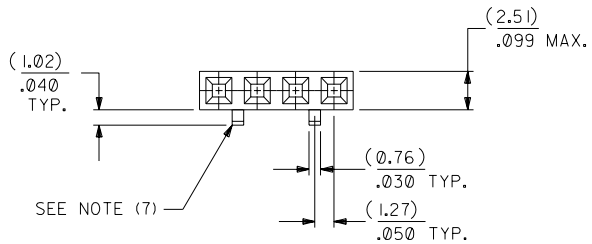
**Use With**

[7307](#) Tinned 28AWG, [7767](#) Topcoat 28AWG, [24241](#) Tinned 26AWG, [8996](#) Topcoat 26AWG, [24226](#) Tinned 24AWG, [8997](#) Topcoat 24AWG, [24369](#) High Flex 26AWG, [24389](#) High Flex 24AWG

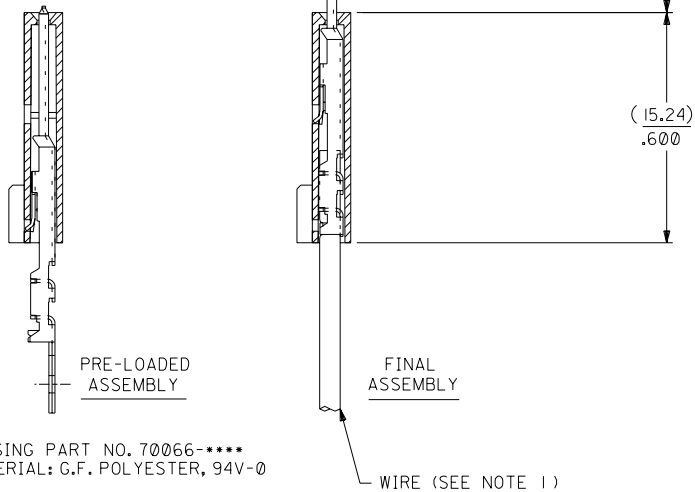
# OPTION D

## NOTES:

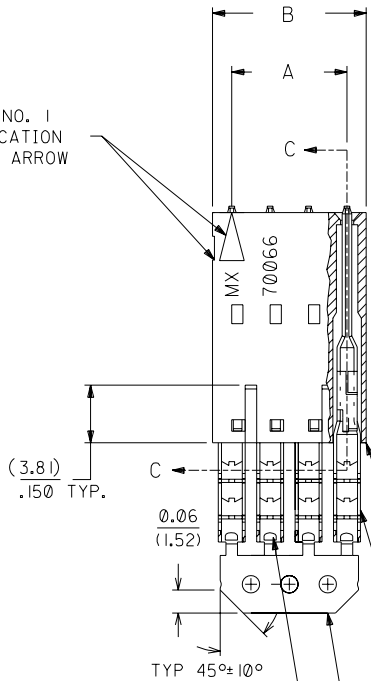
- 1) TO BE USED WITH (22) AWG. STRANDED WIRE WITH (1.35)/.053 DIA. MAX. INSULATION.
- 2) SEE CHART FOR CIRCUIT SIZES.
- 3) STANDARD PACKAGING PER PK-70873-0001. OPTIONAL PACKAGING MAY BE AVAILABLE, REQUEST DWG. PK-70475.
- 4) PARTS STACKABLE END TO END ON (2.54)/.100 CENTERS.
- 5) REFER TO PRODUCT SPECIFICATION: PS-70475.
- 6) SEE DWG. SDA-70475-\*\*\*\*\* (SHT.3) FOR OPTIONAL HOUSING DETAILS.
- 7) 4 CIRCUIT SHOWN. 3 - 25 CKT'S. HAVE (2) RIBS.
- 8) TO MATE WITH MOLEX PART NO'S.: 70018-\*\*\*\*, 70022-\*\*\*\*, 70104-\*\*\*\*.
- 9) 2 CIRCUIT ASSEMBLIES SUPPLIED AS GROUPED PAIRS.



### SECTION C-C



CIRCUIT NO. 1 IDENTIFICATION SLOT OR ARROW



HOUSING PART NO. 70066-\*\*\*\*\* MATERIAL: G.F. POLYESTER, 94V-0

TERMINAL PART NO. 70110-\*\*\*\*\* MATERIAL: PHOSPHOR BRONZE PLATING PER ES-88-\*\*\*

I.D. SLOT CODE TO WIRE GAUGE CHART	
I.D. SLOT CODE	WIRE GAUGE
D	22 AWG.

PLATING CODE (STRIPE ON CARRIER STRIP)	
PLATING	COLOR
30 GOLD	RED

30 GOLD - .000030 MINIMUM GOLD IN SELECT AREA WITH .000075 MINIMUM TIN IN SELECT AREA OVER .000050 MINIMUM NICKEL OVER-ALL.

\*THE PRIMARY SHIPPING CARTON WILL BE LABELED "COMPLIANT TO RoHS DIRECTIVE 2002/95/EC AND ELV ANNEX II OF DIRECTIVE 2000/53/EC". CARTONS WITHOUT THIS LABEL MAY CONTAIN PRODUCT WITH LEAD.

CKT. SIZE	DIMENSIONS (INCH / METRIC)		EDP. NO.	ENG. NO.
	A	B		
2	( 2.54 ) / .100	( 5.05 ) / .199	14-44-5402	A-70475-2521
3	( 5.08 ) / .200	( 7.59 ) / .299	14-44-5403	A-70475-2522
4	( 7.62 ) / .300	( 10.13 ) / .399	14-44-5404	A-70475-2523
5	( 10.16 ) / .400	( 12.67 ) / .499	14-44-5405	A-70475-2524
6	( 12.70 ) / .500	( 15.21 ) / .599	14-44-5406	A-70475-2525
7	( 15.24 ) / .600	( 17.75 ) / .699	14-44-5407	A-70475-2526
8	( 17.78 ) / .700	( 20.29 ) / .799	14-44-5408	A-70475-2527
9	( 20.32 ) / .800	( 22.83 ) / .899	14-44-5409	A-70475-2528
10	( 22.86 ) / .900	( 25.37 ) / .999	14-44-5410	A-70475-2529
11	( 25.54 ) / 1.000	( 27.91 ) / 1.099	14-44-5411	A-70475-2530
12	( 27.94 ) / 1.100	( 30.45 ) / 1.199	14-44-5412	A-70475-2531
13	( 30.48 ) / 1.200	( 32.99 ) / 1.299	14-44-5413	A-70475-2532
14	( 33.02 ) / 1.300	( 35.53 ) / 1.399	14-44-5414	A-70475-2533
15	( 35.56 ) / 1.400	( 38.07 ) / 1.499	14-44-5415	A-70475-2534
16	( 38.01 ) / 1.500	( 40.61 ) / 1.599	14-44-5416	A-70475-2535
17	( 40.64 ) / 1.600	( 43.15 ) / 1.699	14-44-5417	A-70475-2536
18	( 43.18 ) / 1.700	( 45.69 ) / 1.799	14-44-5418	A-70475-2537
19	( 45.72 ) / 1.800	( 48.23 ) / 1.899	14-44-5419	A-70475-2538
20	( 48.26 ) / 1.900	( 50.77 ) / 1.999	14-44-5420	A-70475-2539
21	( 50.80 ) / 2.000	( 53.31 ) / 2.099	14-44-5421	A-70475-2540
22	( 53.34 ) / 2.100	( 55.85 ) / 2.199	14-44-5422	A-70475-2541
23	( 55.88 ) / 2.200	( 58.39 ) / 2.299	14-44-5423	A-70475-2542
24	( 58.42 ) / 2.300	( 60.93 ) / 2.399	14-44-5424	A-70475-2543
25	( 60.96 ) / 2.400	( 63.47 ) / 2.499	14-44-5425	A-70475-2544

REV. NO.	DATE	BY	REVISIONS
C	10-17-88	MGB	REVISED PER ECR NO. U82124
B	5/20/88	MJM	REVISE PER ECR #U81370
A	11-30-87	AAB	RELEASE FOR PROD. PER ERO NO. 25618

DIMENSIONS SHOWN (METRIC) INCH	
3 PLACE	± .010
2 PLACE	± .014 ± 0.25
1 PLACE	± 0.35

UNLESS OTHERWISE SPECIFIED TOLERANCES: ANGULAR ± 1/2°	
DRAWING TITLE: ASSEMBLY, SL CONNECTOR (SINGLE ROW- (2.54)/.100 GRID)	
DRAWING NO.: SDA-70475-2521-2544	
DATE: 11/30/87	
DRAWN BY: WAZ	
CHECKED BY: AAB	
SCALE: 4 : 1	

MFG. SH. REV.

REVISIONS

DATE

BY

SCALE