

RU2AM - RU2M

PRV : 400 - 600 Volts
Io : 1.1 Ampere

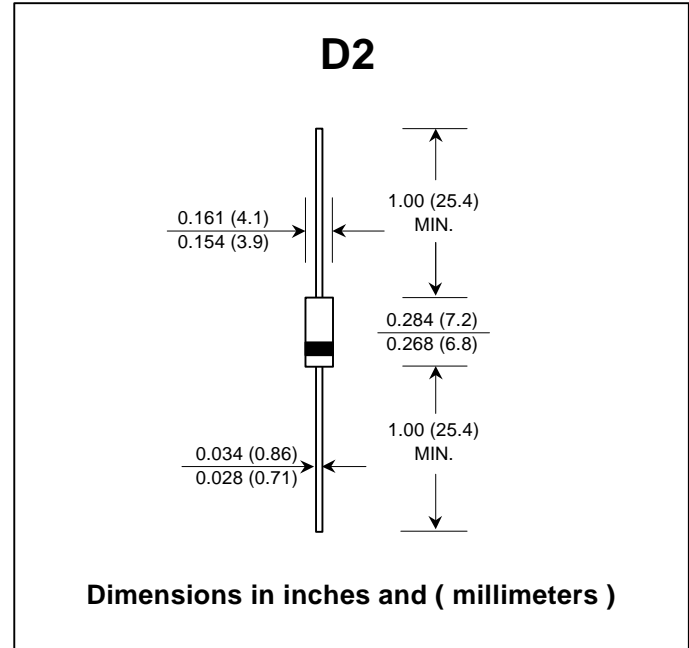
FEATURES :

- * High current capability
- * High surge current capability
- * High reliability
- * Low reverse current
- * Low forward voltage drop
- * Fast switching for high efficiency
- * Pb / RoHS Free

MECHANICAL DATA :

- * Case : D2 Molded plastic
- * Epoxy : UL94V-O rate flame retardant
- * Lead : Axial lead solderable per MIL-STD-202, Method 208 guaranteed
- * Polarity : Color band denotes cathode end
- * Mounting position : Any
- * Weight : 0.465 gram

FAST RECOVERY RECTIFIER DIODES



MAXIMUM RATINGS AND ELECTRICAL CHARACTERISTICS

Rating at 25 °C ambient temperature unless otherwise specified.
 Single phase, half wave, 60 Hz, resistive or inductive load.
 For capacitive load, derate current by 20%.

RATING	SYMBOL	RU2M	RU2AM	UNIT
Maximum Peak Reverse Voltage	VRM	400	600	V
Maximum Peak Reverse Surge Voltage	VRSM	450	650	V
Maximum Average Forward Current Ta = 50 °C	IF(AV)	1.1		A
Maximum Peak Forward Surge Current (50 Hz, Half-cycle, Sine wave, Single Shot)	IFSM	20		A
Maximum Forward Voltage at IF = 1.1 A	VF	1.2		V
Maximum Reverse Current at VR = VRM Ta = 25 °C	IR	10		μA
Maximum Reverse Current at VR = VRM Ta = 100 °C	IR(H)	300		μA
Maximum Reverse Recovery Time (Note 1)	Trr	400		ns
Junction Temperature Range	TJ	- 40 to + 150		°C
Storage Temperature Range	TSTG	- 40 to + 150		°C

Note :

(1) Reverse Recovery Test Conditions : IF = 10 mA, IRRP = 10 mA.

RATING AND CHARACTERISTIC CURVES (RU2AM - RU2M)

FIG.1 - REVERSE RECOVERY TIME CHARACTERISTIC AND TEST CIRCUIT DIAGRAM

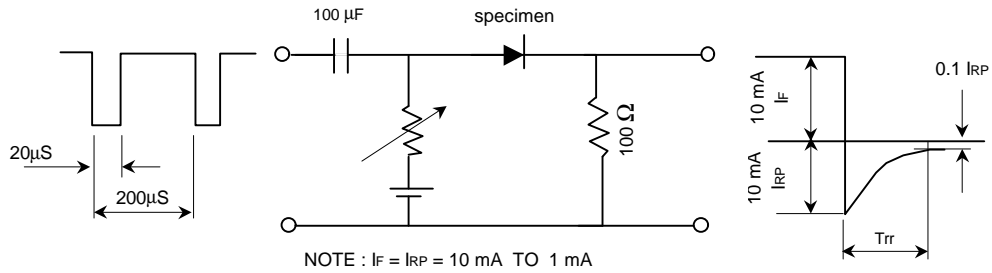


FIG.2 - DERATING CURVE FOR OUTPUT RECTIFIED CURRENT

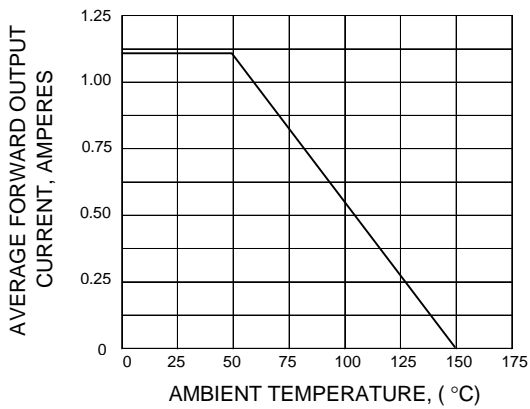


FIG.3 - MAXIMUM NON-REPETITIVE PEAK FORWARD SURGE CURRENT

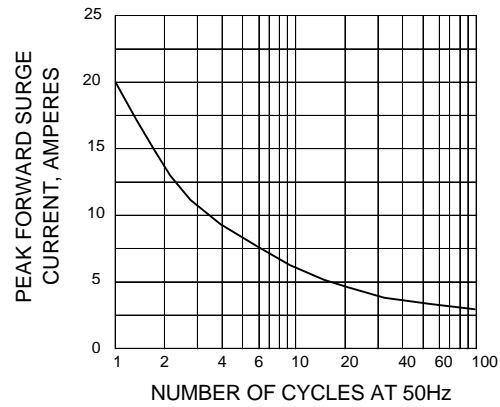


FIG.4 - TYPICAL FORWARD CHARACTERISTICS

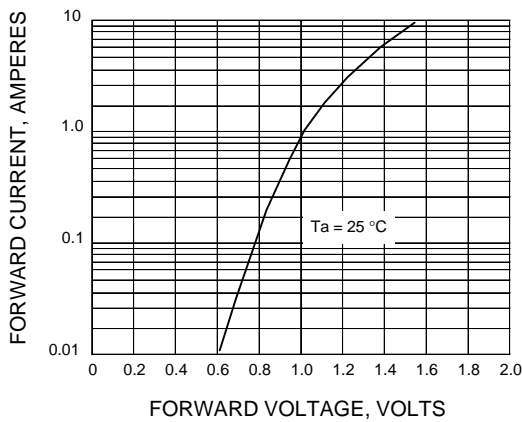


FIG.5 - TYPICAL REVERSE CHARACTERISTICS

