

A suffix of "-C" specifies halogen & lead-free

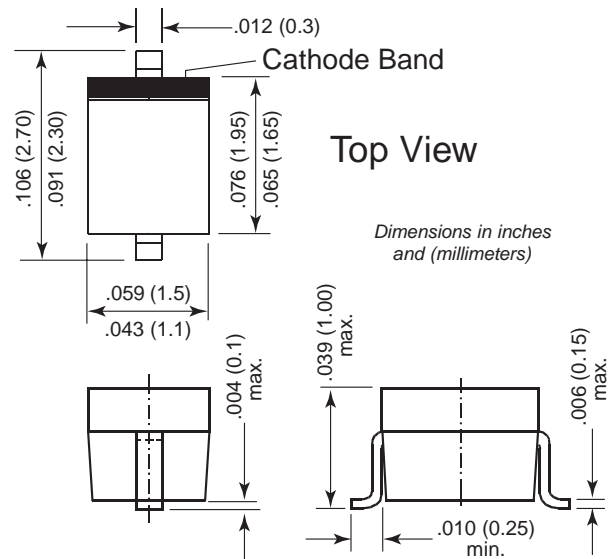
SOD-323 (SC-76)

FEATURES

- . RoHS Compliant Product
- . Small Surface Mounting Type
- . Low Reverse Current and Low Forward Voltage
- . High Reliability
- . High Speed Switching

MECHANICAL DATA

- . Case: Molded Plastic, JEDEC SOD-323(SC-76)
- . Terminals: Solder Plated, Solderable per MIL-STD-750, Method 2026
- . Polarity: Indicated by Cathode Band
- . Mounting Position: Any
- . Weight : 0.000159 ounce, 0.0045 gram



Marking Code: JV

MAXIMUM RATINGS AND ELECTRICAL CHARACTERISTICS

Rating 25°C ambient temperature unless otherwise specified.
Single phase half wave, 60Hz, resistive or inductive load.
For capacitive load, derate current by 20%.

TYPE NUMBER	CONDITIONS	SYMBOL	Min.	Typ.	Max.	UNITS
Repetitive Peak Reverse Voltage		V_{RM}			40	V
Continuous Reverse Voltage		V_R			30	V
Forward Voltage	$I_F = 1\text{mA DC}$	V_F			0.37	V
Reverse Current	$V_R = 30\text{V DC}$	I_R			0.5	μA
Mean Rectifying Current		I_O			30	mA
Forward Surge Current	8.3ms Single Half Sine-Wave Superimposed on Rated Load (JEDEC Method)	I_{FSM}		200		mA
Capacitance between terminals	$V_R = 1\text{V}, f = 1\text{MHz}$	C_T		2.0		pF
Operating Temperature		T_J		125		°C
Storage Temperature		T_{STG}	-40		+125	°C

● **RATING AND CHARACTERISTICS CURVES (SCS751V-40)**

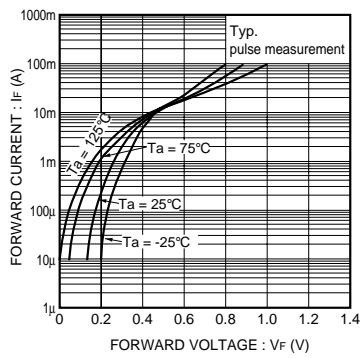


Fig. 1 Forward characteristics

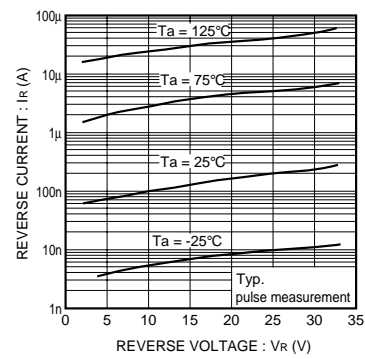


Fig. 2 Reverse characteristics

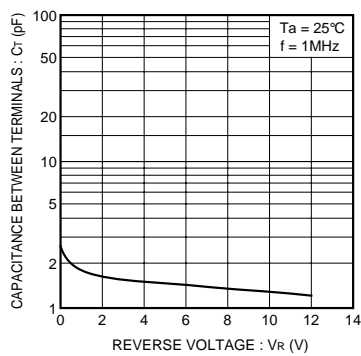


Fig. 3 Capacitance between terminals characteristics