



RB751G-40

SURFACE MOUNT SCHOTTKY DIODES

VOLTAGE 40 Volts **CURRENT** 300 mA

SOD-723

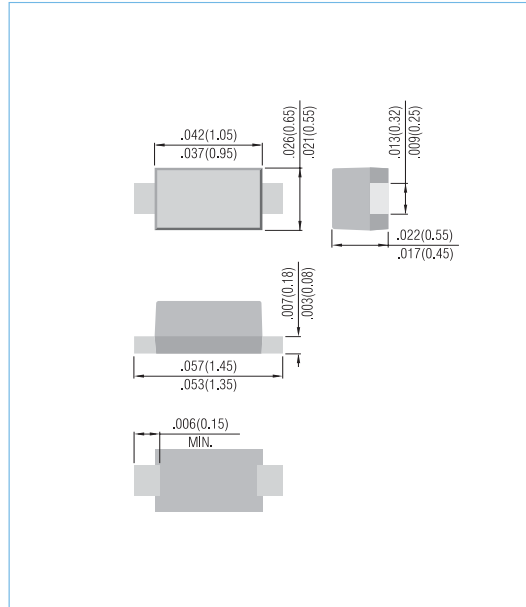
Unit: inch (mm)

FEATURES

- Extremely Fast Switching Speed
- Very Low V_F : 0.325V (Typ) at $I_F = 1\text{mA}$
- Surface mount package ideally suited for automatic insertion
- In compliance with EU RoHS 2002/95/EC directives

MECHANICAL DATA

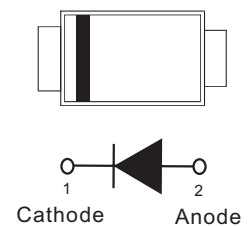
- Case: SOD-723, Plastic
- Terminals: Solderable per MIL-STD-750, Method 2026
- Appox Weight : 0.00077 gram
- Polarity : Color band cathode



ABSOLUTE RATINGS

PARAMETER	Symbol	Value	Units
Marking	-	BC	-
Maximum Reverse DC Voltage	V_{RRM}	40	V
Peak Reverse Voltage	V_R	30	V
Maximum Forward Current	$I_{F(AV)}$	0.3	A
Non-repetitive Peak Forward Surge Current at $t=1000\text{ms}$	I_{FSM}	0.6	A
Power Dissipation ⁽¹⁾	P_{TOT}	200	mW
Thermal Resistance, Junction to Ambient ⁽¹⁾	$R_{\theta JA}$	635	$^{\circ}\text{C/W}$
Junction Temperature	T_J	-55 to 125	$^{\circ}\text{C}$
Storage Temperature	T_{STG}	-55 to 125	$^{\circ}\text{C}$

1. FR-4 Board = 70 x 60 x 1mm. Minmum Pad Layout



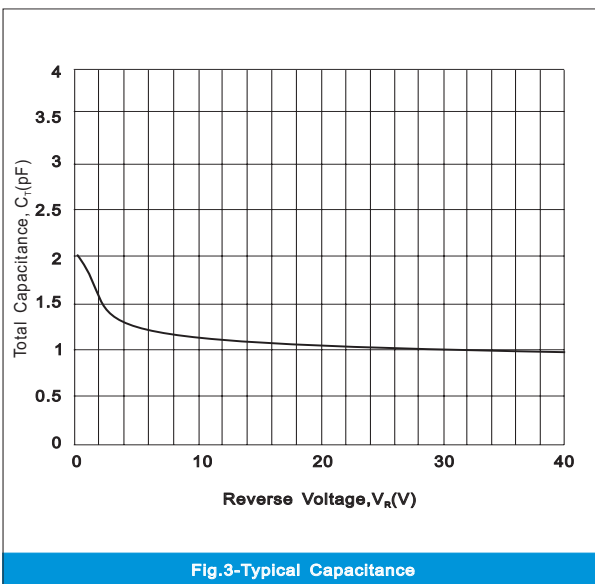
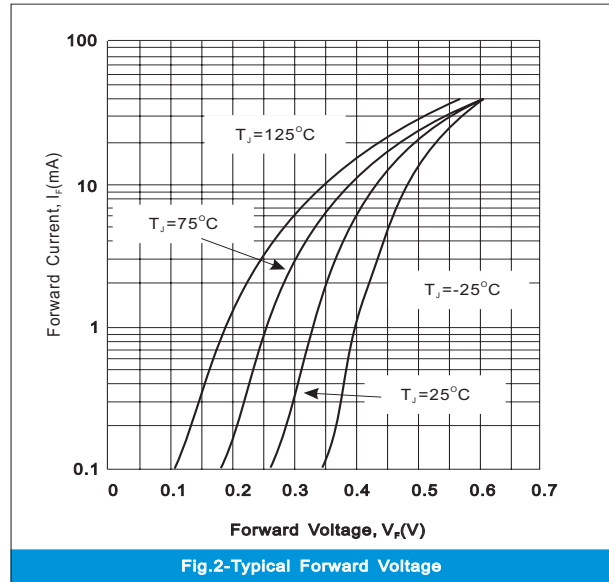
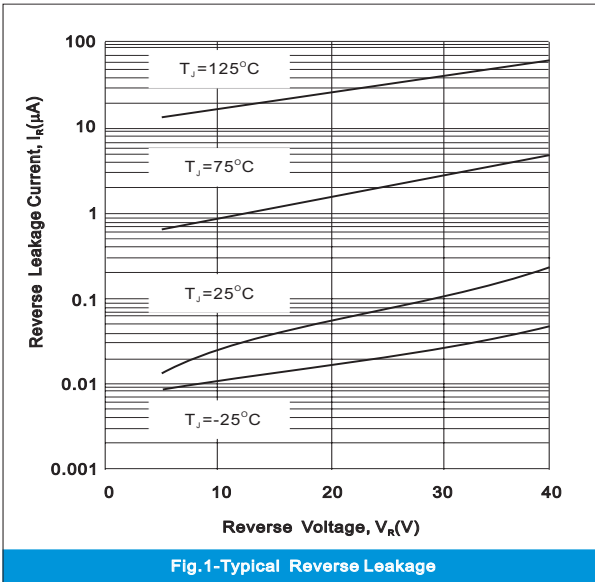


RB751G-40

ELECTRICAL CHARACTERISTICS ($T_J = 25^\circ\text{C}$ unless otherwise noted)

PARAMETER	Symbol	Test Condition	MIN.	TYP.	MAX.	Units
Reverse Leakage Current	I_R	$V_R=30\text{V}$	-	-	0.5	μA
Forward Voltage	V_F	$I_F=1\text{mA}$	-	-	0.37	V
Total Capacitance	C_J	$V_R=1\text{V}, F=1\text{MHz}$	-	-	2	pF

ELECTRICAL CHARACTERISTICS CURVE



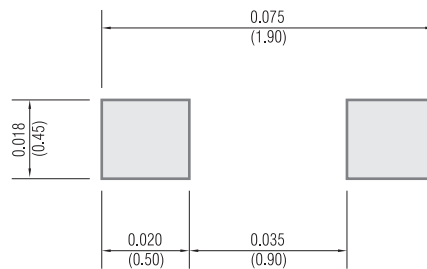


RB751G-40

MOUNTING PAD LAYOUT

SOD-723

Unit: inch (mm)



ORDER INFORMATION

- Packing information

T/R - 8K per 7" plastic Reel

LEGAL STATEMENT

Copyright PanJit International, Inc 2009

The information presented in this document is believed to be accurate and reliable. The specifications and information herein are subject to change without notice. Pan Jit makes no warranty, representation or guarantee regarding the suitability of its products for any particular purpose. Pan Jit products are not authorized for use in life support devices or systems. Pan Jit does not convey any license under its patent rights or rights of others.