

PLEASE CHECK WWW.MOLEX.COM FOR LATEST PART INFORMATION

Part Number: [0014600021](#)
Status: **Active**
Overview: [cgrid_sl_products](#)
Description: 2.54mm (.100") Pitch SL™ Insulation Displacement Connector Assembly, Female, Single Row, Version A, Nonpolarized, Wire Size 24, 3.81µm (150µ") Tin/Lead (SnPb), 2 Circuits

Documents:

[3D Model](#) [Product Specification PS-70400 \(PDF\)](#)
[Drawing \(PDF\)](#) [RoHS Certificate of Compliance \(PDF\)](#)

Agency Certification

CSA LR19980
 UL E29179

General

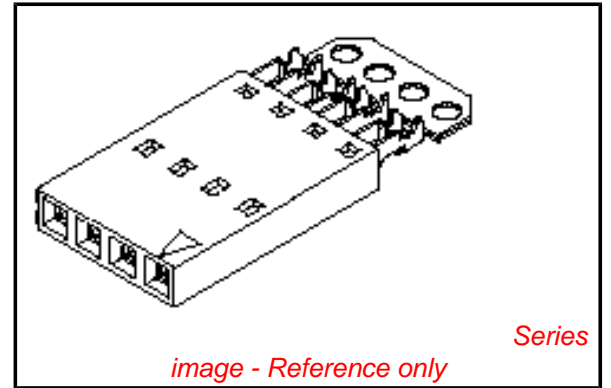
Product Family Ribbon Cable / Wire Trap Connectors
 Series [70400](#)
 Comments Terminals Preloaded
 Component Type Housing
 Glow-Wire Compliant No
 Overview [cgrid_sl_products](#)
 Product Name SL™

Physical

Circuits (Loaded) 2
 Color - Resin Black
 Durability (mating cycles max) 25
 Entry Angle Vertical
 Flammability 94V-0
 Lock to Mating Part None
 Material - Metal Phosphor Bronze
 Material - Plating Mating Tin
 Material - Plating Termination Tin
 Material - Resin Polyester Alloy
 Number of Rows 1
 PCB Retention None
 Packaging Type Tube
 Pitch - Mating Interface (in) 0.100 In
 Pitch - Mating Interface (mm) 2.54 mm
 Plating min: Mating (µin) 150
 Plating min: Mating (µm) 3.75
 Plating min: Termination (µin) 75
 Plating min: Termination (µm) 1.875
 Polarized to Mating Part No
 Stackable Yes
 Surface Mount Compatible (SMC) N/A
 Temperature Range - Operating -40°C to +105°C
 Termination Interface: Style IDT or Pierce
 Wire Insulation Diameter 1.35mm (.053") max.
 Wire Size AWG 24
 Wire/Cable Type Discrete Wire, Ribbon Cable

Electrical

Current - Maximum per Contact 3A
 Voltage - Maximum 250V



EU RoHS

**ELV and RoHS
 Compliant**
**REACH SVHC
 Not Reviewed**
**Halogen-Free
 Status**

China RoHS



**Need more information on product
 environmental compliance?**

Email productcompliance@molex.com
 For a multiple part number RoHS Certificate of Compliance, [click here](#)

Please visit the [Contact Us](#) section for any non-product compliance questions.

Search Parts in this Series

[70400Series](#)

Mates With

Single Row headers and housings, [8624](#) , [70203](#) , [42375](#) , [42377](#)

Use With

[7307](#) Tinned 28AWG, [7767](#) Topcoat 28AWG, [24241](#) Tinned 26AWG, [8996](#) Topcoat 26AWG, [24226](#) Tinned 24AWG, [8997](#) Topcoat 24AWG, [24369](#) High Flex 26AWG, [24389](#) High Flex 24AWG

Application Tooling | FAQ

Tooling specifications and manuals are found by selecting the products below. Crimp Height Specifications are then contained in the Application Tooling Specification document.

Global

| Description | Product # |
|----------------------------------|----------------------------|
| Hawk Semi- Automatic Discrete | 0011201337 |

Material Info

Old Part Number 70400-0001

Reference - Drawing Numbers

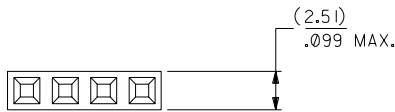
Product Specification PS-70400
Sales Drawing SDA-70400-0001-0024

Wire Terminator for
SL - Rebuilt US*
Hawk™ Ribbon 0623003000
Cable Terminator for
SL without Break-off
Hawk™ Semi- 0623004900
Automatic Discrete
Wire Terminator
for SL - Rebuilt CE
Approved*
Hawk™ Flat Flex 0623005200
Cable Terminator for
SL with Break-off
Hawk™ Ribbon 0623005300
Cable Terminator
with for SL Break-off
IDT Discrete 0621000700
Handtool Module for
SL™
Hawk™ Semi- 0623003100
Automatic Discrete
Wire Terminator for
SL

This document was generated on 05/21/2010

PLEASE CHECK WWW.MOLEX.COM FOR LATEST PART INFORMATION

OPTION A

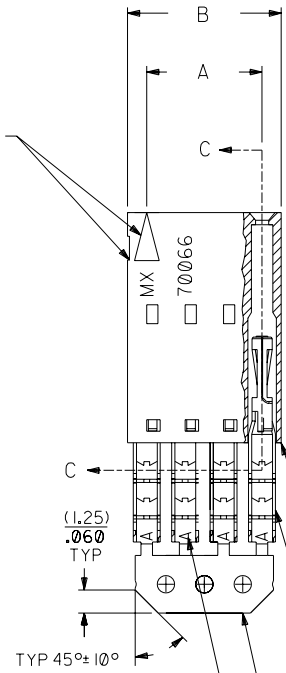


NOTES:

- 1) TO BE USED WITH (24) AWG. STRANDED WIRE WITH (1.35)/.053 DIA. MAX. INSULATION.
- 2) SEE CHART FOR CIRCUIT SIZES.
- 3) STANDARD PACKAGING PER PK-70400-0001. OPTIONAL PACKAGING MAY BE AVAILABLE, REQUEST DWG. PK-70400
- 4) PARTS STACKABLE END TO END AND SIDE BY SIDE ON (2.54)/.100 CENTERS.
- 5) REFER TO PRODUCT SPECIFICATION: PS-70400.
- 6) SEE DWG. SDA-70400-**** (SHT. 5) FOR OPTIONAL HOUSING DETAILS.
- 7) 4 CIRCUIT SHOWN.
- 8) TO MATE WITH MOLEX (2.54)/.100 CENTERLINE HEADERS.

9) 2 CIRCUIT ASSEMBLIES SUPPLIED AS GROUPED PAIRS.

CIRCUIT NO. 1
SLOT OR ARROW



SECTION C-C



PRE-LOADED ASSEMBLY



FINAL ASSEMBLY

HOUSING PART NO. 70066-****
MATERIAL: G.F. POLYESTER, 94V-0

TERMINAL PART NO. 70028-****
MATERIAL: PHOSPHOR BRONZE
PLATING PER ES-88-***

TIN - .000150 MIN. TIN OVER
.000050 MIN. NICKEL PLATE.

*THE PRIMARY SHIPPING CARTON WILL BE LABELED "COMPLIANT TO ROHS DIRECTIVE 2002/95/EC AND ELV ANNEX II OF DIRECTIVE 2000/53/EC". CARTONS WITHOUT THIS LABEL MAY CONTAIN PRODUCT WITH LEAD.

| I.D. SLOT CODE TO WIRE GAUGE CHART | |
|------------------------------------|------------|
| I.D. SLOT CODE | WIRE GAUGE |
| A | 24 AWG. |

| PLATING CODE (STRIPE ON CARRIER STRIP) | |
|--|-------|
| PLATING | COLOR |
| TIN | NONE |

| CKT. SIZE | DIMENSIONS (INCH) | | EDP. NO. | ENG. NO. |
|-----------|--------------------|--------------------|------------|--------------|
| | A | B | | |
| 2 | (2.54) .100 | (5.05) .199 | 14-60-0021 | A-70400-0001 |
| 3 | (5.08) .200 | (7.59) .299 | 14-60-0031 | A-70400-0002 |
| 4 | (7.62) .300 | (10.13) .399 | 14-60-0041 | A-70400-0003 |
| 5 | (10.16) .400 | (12.67) .499 | 14-60-0051 | A-70400-0004 |
| 6 | (12.70) .500 | (15.21) .599 | 14-60-0061 | A-70400-0005 |
| 7 | (15.24) .600 | (17.75) .699 | 14-60-0071 | A-70400-0006 |
| 8 | (17.78) .700 | (20.29) .799 | 14-60-0081 | A-70400-0007 |
| 9 | (20.32) .800 | (22.83) .899 | 14-60-0091 | A-70400-0008 |
| 10 | (22.86) .900 | (25.37) .999 | 14-60-0101 | A-70400-0009 |
| 11 | (25.54) 1.000 | (27.91) 1.099 | 14-60-0111 | A-70400-0010 |
| 12 | (27.94) 1.100 | (30.45) 1.199 | 14-60-0121 | A-70400-0011 |
| 13 | (30.48) 1.200 | (32.99) 1.299 | 14-60-0131 | A-70400-0012 |
| 14 | (33.02) 1.300 | (35.53) 1.399 | 14-60-0141 | A-70400-0013 |
| 15 | (35.56) 1.400 | (38.07) 1.499 | 14-60-0151 | A-70400-0014 |
| 16 | (38.01) 1.500 | (40.61) 1.599 | 14-60-0161 | A-70400-0015 |
| 17 | (40.64) 1.600 | (43.15) 1.699 | 14-60-0171 | A-70400-0016 |
| 18 | (43.18) 1.700 | (45.69) 1.799 | 14-60-0181 | A-70400-0017 |
| 19 | (45.72) 1.800 | (48.23) 1.899 | 14-60-0191 | A-70400-0018 |
| 20 | (48.26) 1.900 | (50.77) 1.999 | 14-60-0201 | A-70400-0019 |
| 21 | (50.80) 2.000 | (53.31) 2.099 | 14-60-0211 | A-70400-0020 |
| 22 | (53.34) 2.100 | (55.85) 2.199 | 14-60-0221 | A-70400-0021 |
| 23 | (55.88) 2.200 | (58.39) 2.299 | 14-60-0231 | A-70400-0022 |
| 24 | (58.42) 2.300 | (60.93) 2.399 | 14-60-0241 | A-70400-0023 |
| 25 | (60.96) 2.400 | (63.47) 2.499 | 14-60-0251 | A-70400-0024 |

| LTR. | REVISIONS | LTR. | REVISIONS |
|------|---|------|---|
| G | LEAD FREE UCP2004-1769 RWHITE 04/03/17 | E | REVISED PER ECR NO. U82110 10-17-88 AAB |
| FI | ADD CARRIER CHAMF ECN #UDT1998-0280 05/20/98 LMCGRATH | D | REVISE PER ECR #U80110 2/3/88 MJM |
| F | 164 PLATING WAS 102 PER ECR # U30941 07/06/93 REED | C | REDRAWN ON CAD ECR# 8842 5/7/86 W.Z. |

| DIMENSIONS SHOWN (METRIC) INCH UNLESS OTHERWISE SPECIFIED TOLERANCES: ANGULAR ± 1/2° | |
|--|-------------|
| 3 PLACE | INCH METRIC |
| ± .010 | --- |
| ± .014 | ± 0.25 |
| --- | ± 0.35 |

| | | |
|--|----------------|----------------------------|
| ▽ = 0 | ▼ = 0 | REVISE ONLY ON CAD SYSTEM |
| TITLE: ASSEMBLY, SL CONNECTOR (SINGLE ROW - (2.54)/.100 GRID) | | |
| MOLEX INCORPORATED LITSE, ILL. 60532 U.S.A. | | SHEET NO. DATE 10/09/84 |
| PART NO. SDA-70400-0001-0024 | | |
| DRWG. NO. SDA-70400-0001-0024 | | |
| FILE NAME: S70400AX1 | | |
| THIS DRAWING CONTAINS INFORMATION THAT IS PROPRIETARY TO MOLEX INC. AND SHOULD NOT BE USED WITHOUT WRITTEN PERMISSION. | | |
| DRWG. BY: WAZ | CHK'D. BY: WAZ | SCALE: 4:1 |
| APP'D. BY: | SCALE: | |

70400

MFG. SH. REV.

DA C