

PXO-P9-DSM-6p

LVDS SMD Clock Oscillator
Multiplier

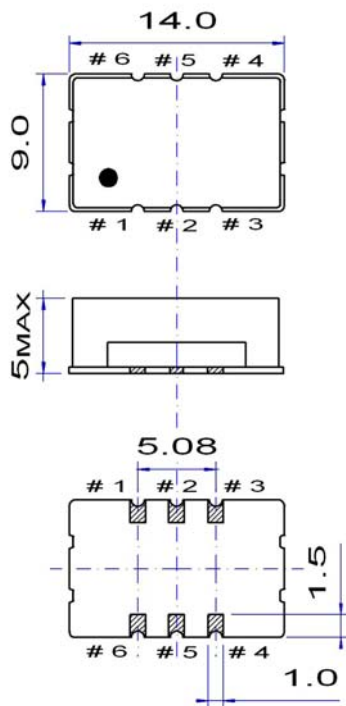
QuartzCom
the communications company



Features

- Applications: SDH / ATM, Gigabit Ethernet and switching system
- Output frequency up to 700 MHz
- Low cost

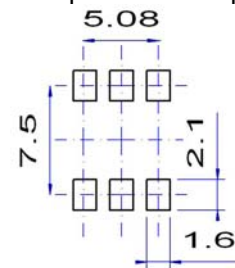
Parameter	Specification	
	PXO-P9-25DSM-6p	PXO-P9-3DSM-6p
Frequency range	100 ~ 700 MHz	
Standard frequencies	155.52, 156.25, 159.375, 161.1328, 164.355469, 200.0, 212.5 240.0, 250.0, 312.5, 320.0, 350.0, 347.0, 491.0 & 622.08 MHz	
Supply voltage	+2.5 V \pm 5 %	+3.3 V \pm 5 %
Output signal	LVDS	
Output voltage	$V_{OH} \leq 1.60$ V	$V_{OL} \geq 0.9$ V
Output load	100 Ω	
Supply current	65 ~ 100 mA	
Frequency stability (*)	\pm 25 ppm \pm 50 ppm	over -20 ~ +70 °C over -40 ~ +85 °C
Jitter (rms)	< 3 ps @ 12 kHz ~ 20 MHz from carrier frequency	
Symmetry	45 ~ 55 %	@ 1/2 Vdc
Rise / Fall time	< 0.4 ns	20 to 80 % of amplitude
Enable / Disable function	pin #1 = high or open pin #1 = low	pin #4 & #5 \rightarrow (E) enable pin #4 & #5 \rightarrow (D) disabled to Hi-Z
Operating temperature range	-20 ~ +70 °C -40 ~ +85 °C	commercial application industrial application
Storage temperature range	-55 ~ +125 °C	
Packaging units	tape & reel	500 or 1'000 pieces
(*) All inclusive: frequency stability vs. temperature, tolerance, aging, supply & load variation		
Customer specifications on request		



Pin function

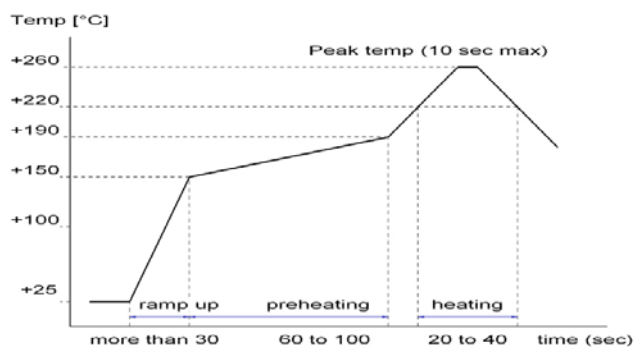
- # 1 E/D or not connected
- # 2 not connected or E/D
- # 3 GND
- # 4 Output
- # 5 Complementary output
- # 6 Vdc

Example for solder pattern



Do not design any conductive path between the pattern

Example for IR reflow soldering temperature



2002/95/EC RoHS compliant