

PLEASE CHECK WWW.MOLEX.COM FOR LATEST PART INFORMATION

Part Number: **0873401423**
Status: **Active**
Description: 2.00mm (.079") Pitch Milli-Grid™ Receptacle, Surface Mount (Very Low Profile), Top Entry, with Locating Pegs, 0.76µm (30µ") Gold (Au) Plating, 14 Circuits, Lead-free, Tube

Documents:

[3D Model](#) [Product Specification PS-87340 \(PDF\)](#)
[Drawing \(PDF\)](#) [RoHS Certificate of Compliance \(PDF\)](#)

Agency Certification

CSA LR19980
 UL E29179

General

Product Family PCB Receptacles
 Series [87340](#)
 Application Board-to-Board
 Product Literature Order No 987650-1991
 Product Name Milli-Grid™

Physical

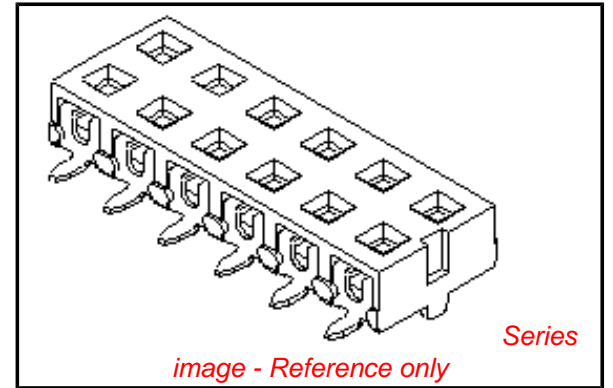
Circuits (Loaded) 14
 Color - Resin Black
 Durability (mating cycles max) 25
 Flammability 94V-0
 Glow-Wire Compliant No
 Lock to Mating Part Yes
 Material - Metal Phosphor Bronze
 Material - Plating Mating Gold
 Material - Plating Termination Tin
 Material - Resin High Temperature Thermoplastic
 Number of Rows 2
 Orientation Vertical
 PCB Locator Yes
 PCB Retention None
 PCB Thickness Recommended (mm) 0.80 mm
 Packaging Type Tube
 Pitch - Mating Interface (in) 0.079 In
 Pitch - Mating Interface (mm) 2.00 mm
 Plating min: Mating (µin) 30
 Plating min: Mating (µm) 0.76
 Plating min: Termination (µin) 76
 Plating min: Termination (µm) 1.9
 Polarized to Mating Part No
 Polarized to PCB No
 Surface Mount Compatible (SMC) N/A
 Temperature Range - Operating -55°C to +105°C
 Termination Interface: Style Surface Mount

Electrical

Current - Maximum per Contact 1A
 Voltage - Maximum 125V

Solder Process Data

Duration at Max. Process Temperature (seconds) 14
 Lead-free Process Capability Reflow Capable (SMT only)



EU RoHS

ELV and RoHS Compliant
REACH SVHC Contains SVHC: No
Halogen-Free Status
Not Reviewed

China RoHS



Need more information on product environmental compliance?

Email productcompliance@molex.com
 For a multiple part number RoHS Certificate of Compliance, [click here](#)

Please visit the [Contact Us](#) section for any non-product compliance questions.

Search Parts in this Series

[87340Series](#)

Mates With

[87759](#) Vertical, Surface Mount, Stackable PCB Headers, [87760](#) Right Angle, Through Hole, Stackable PCB Headers, [87758](#) Vertical, Through Hole, Stackable PCB Headers

Max. Cycles at Max. Process Temperature	1
Process Temperature max. C	260

Material Info

Reference - Drawing Numbers

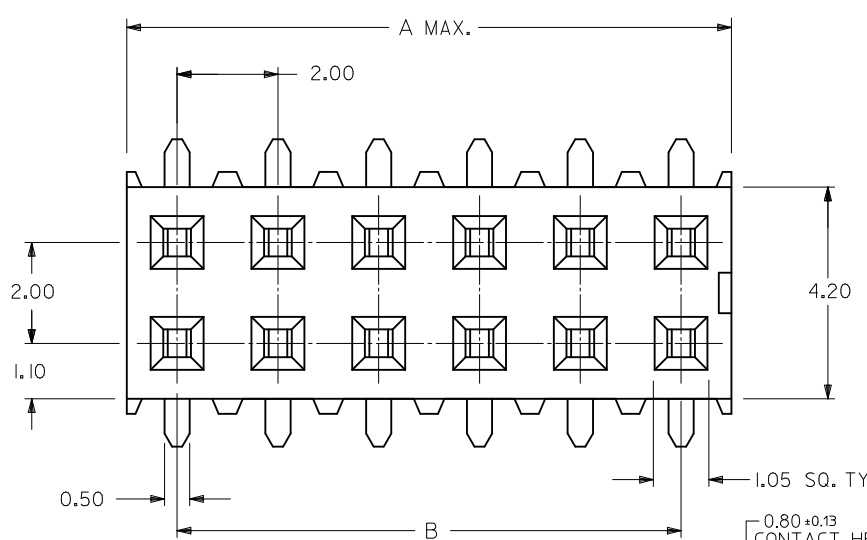
Product Specification	PS-87340
Sales Drawing	SD-87340-**01

This document was generated on 05/03/2010

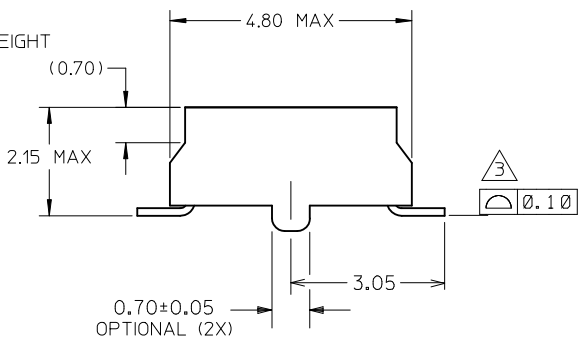
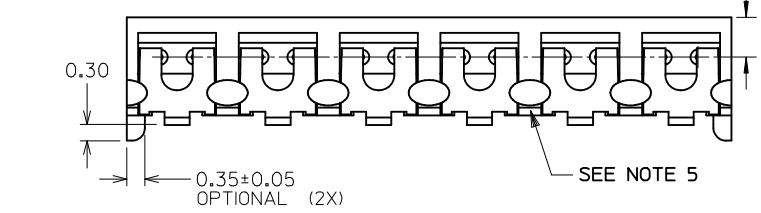
PLEASE CHECK WWW.MOLEX.COM FOR LATEST PART INFORMATION

10 9 8 7 6 5 4 3 2 1

PART NO. IN TUBE	CKT. SIZE	DIM. B	DIM. A
87340-04**	4	2.00	4.00
87340-06**	6	4.00	6.00
87340-08**	8	6.00	8.00
87340-10**	10	8.00	10.00
87340-12**	12	10.00	12.00
87340-14**	14	12.00	14.00
87340-16**	16	14.00	16.00
87340-18**	18	16.00	18.00
87340-20**	20	18.00	20.00



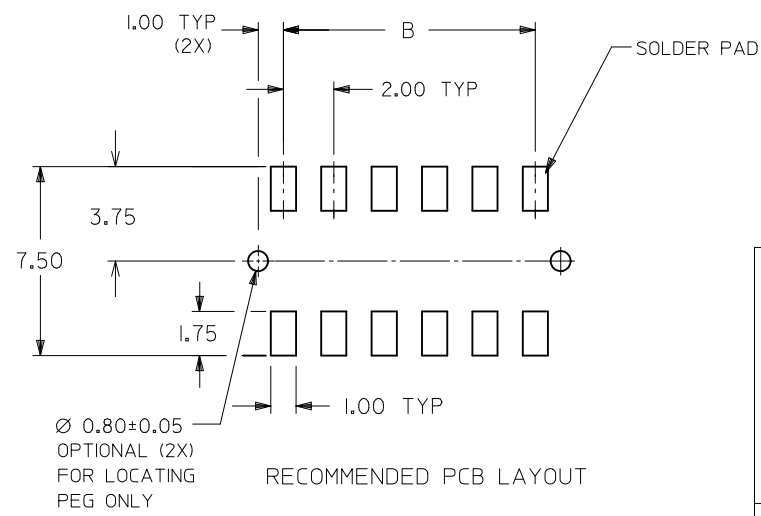
NOTES:
 1. 12 CIRCUIT SIZE SHOWN FOR ILLUSTRATION ONLY. SEE CHART FOR AVAILABLE PART SIZES.
 2. PLATING FINISH:
 3 & 8 - 0.76um/30uin MIN. GOLD IN CONTACT AREA
 1.90um/75uin MIN. TIN IN SOLDER TAIL AREA BOTH OVER 1.30um/50uin MIN. NICKEL OVERALL
 4 & 9 - 0.38um/15uin MIN. GOLD IN CONTACT AREA
 1.90um/75uin MIN. TIN IN SOLDER TAIL AREA BOTH OVER 1.30um/50uin MIN. NICKEL OVERALL
 3. COPLANARITY OF SOLDER TAIL IS TO BE MEASURED BY RESTING THE PART ON A FLAT GAUGE SURFACE.
 4. PRODUCT SPECIFICATION PS-87340 APPLIES.
 5. THIS AREA OF PART TO BE HEAT STAKED TO RETAIN CONTACTS.
 6. PART IS MATEABLE TO ALL MILLI-GRID HEADERS WITH MINIMUM PIN LENGTHS OF 1.90mm FOR TOP ENTRY.



PART NO. LEGEND

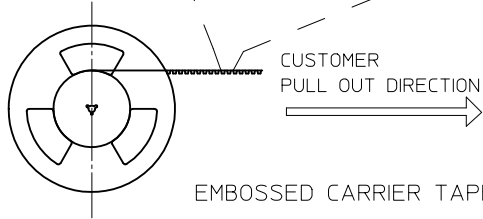
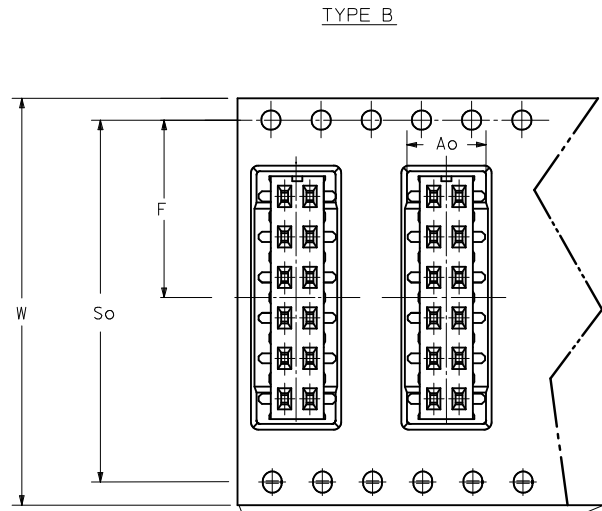
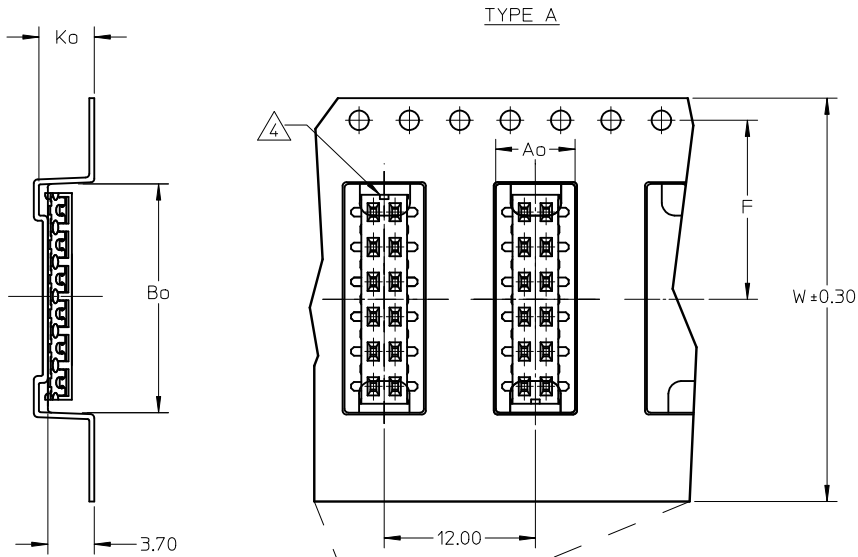
87340 - * * * *
 CIRCUIT SIZE
 PACKAGING & PLATING
 3 - (TUBE WITH 0.76um MIN GOLD)
 4 - (TUBE WITH 0.38um MIN GOLD)
 8 - (T&R WITH 0.76um MIN GOLD)
 9 - (T&R WITH 0.38um MIN GOLD)

- 1 - WITHOUT LOCATING PEGS (HOUSING - BLACK)
- 2 - WITH LOCATING PEGS (HOUSING - BLACK)
- 5 - WITHOUT LOCATING PEGS (HOUSING - NATURAL)
- 6 - WITH LOCATING PEGS (HOUSING - NATURAL)

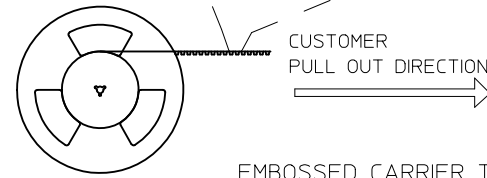


ADD T&R OPTION EC NO: S2010-0879 DRWN:SKANG 2010/04/22 CHKD:ATSEE 2010/04/26 APPR:MLONG 2010/04/27	QUALITY SYMBOLS $\nabla_A=0$ $\nabla_C=0$ $\nabla_B=0$	GENERAL TOLERANCES (UNLESS SPECIFIED)		DIMENSION STYLE MM ONLY		SCALE NTS	DESIGN UNITS METRIC	THIRD ANGLE PROJECTION		
			mm	INCH	DRAWN BY	DATE	TITLE			
		4 PLACES	± ---	± ---	JKACHL I	1991/07/02	MGRID VLPR II, 2MM DUAL ROW TOP ENTRY RECEPT., SMT			
		3 PLACES	± ---	± ---	CHECKED BY	DATE				
2 PLACES	± 0.20	± ---	JNG	1991/07/09	MOLEX INCORPORATED					
1 PLACE	± ---	± ---	APPROVED BY	DATE						
	ANGULAR ± 3 °		MLONG	2009/11/24	MATERIAL NO.		DOCUMENT NO.			
DRAFT WHERE APPLICABLE MUST REMAIN WITHIN DIMENSIONS			SEE TABLE		SD-87340-**-01		SHEET NO. 1 OF 3			
THIS DRAWING CONTAINS INFORMATION THAT IS PROPRIETARY TO MOLEX INCORPORATED AND SHOULD NOT BE USED WITHOUT WRITTEN PERMISSION										

9 8 7 6 5 4 3 2 1



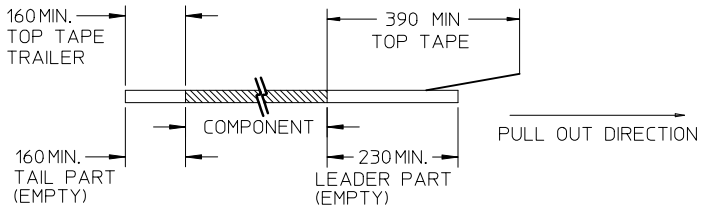
EMBOSSD CARRIER TAPE WITH DIMENSIONS



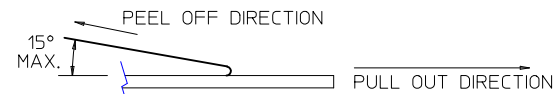
EMBOSSD CARRIER TAPE WITH DIMENSIONS

NOTES:

1. LEADER AND TRAILER TAPE



2. PEELING OFF FORCE OF THE TOP TAPE: 20-80gf. (PEELING DIRECTION AS SHOWN IN FOLLOWING FIGURE)



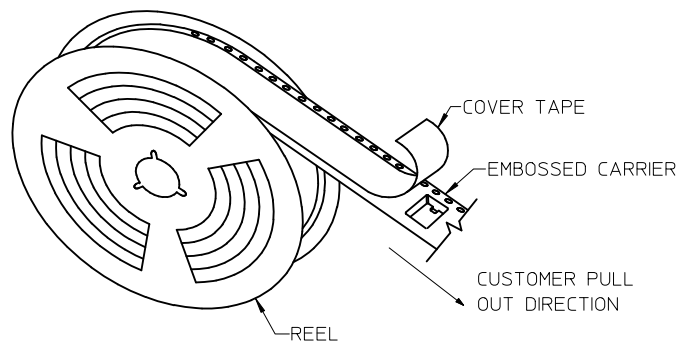
3. PACKAGING STANDARD IS AS PER EIA-481.

4. NO FIX ORIENTATION OF ASSEMBLY PART IN T&R.

5. TAPE & REEL QUANTITY : TBA

ADD T&R OPTION EC NO: S2010-0879 DRWN:SKANG CHKD:ATSEE APPR:MLONG	2010/04/22 2010/04/26 2010/04/27	DESCRIPTION REV	QUALITY SYMBOLS	GENERAL TOLERANCES (UNLESS SPECIFIED)	DIMENSION STYLE	SCALE	DESIGN UNITS	THIRD ANGLE PROJECTION
			$\nabla_A = 0$ $\nabla_C = 0$ $\nabla_P = 0$	mm INCH 4 PLACES ± --- ± --- 3 PLACES ± --- ± --- 2 PLACES ± 0.20 ± --- 1 PLACE ± --- ± --- ANGULAR ± 3 °	MM ONLY	NTS	METRIC	MGRID VLPR II, 2MM DUAL ROW TOP ENTRY RECEPT., SMT
			DRAWN BY: JKACHL I CHECKED BY: JNG APPROVED BY: MLONG	DATE: 1991/07/02 DATE: 1991/07/09 DATE: 2009/11/24	TITLE	MOLEX MOLEX INCORPORATED		
			DRAFT WHERE APPLICABLE MUST REMAIN WITHIN DIMENSIONS	SEE TABLE THIS DRAWING CONTAINS INFORMATION THAT IS PROPRIETARY TO MOLEX INCORPORATED AND SHOULD NOT BE USED WITHOUT WRITTEN PERMISSION	MATERIAL NO. DOCUMENT NO.	SHEET NO.		

PART NO. IN TUBE	PART NO. TAPE/REEL	CKT SIZE	Ao	Bo	F	W	Ko	So
87340-1014	87340-1019	10	6.70	10.40	11.50	24.00	5.30	-
87340-1613	87340-1618	16	6.60	16.30	11.50	24.00	4.40	-
87340-1424	87340-1429	14	6.60	14.40	11.50	24.00	4.40	-
87340-1813	87340-1818	18	6.60	18.40	14.20	32.00	4.40	28.40
87340-1814	87340-1819	18	6.60	18.40	14.20	32.00	4.40	28.40
87340-2024	87340-2029	20	6.60	20.30	20.20	44.00	5.40	40.40



TAPE AND REEL ASSEMBLY SHOWN IS FOR ILLUSTRATION ONLY.

ADD T&R OPTION EC NO: S2010-0879 DRWN:SKANG 2010/04/22 CHKD:ATSEE 2010/04/26 APPR:MLONG 2010/04/27	QUALITY SYMBOLS $F_A=0$ $F_C=0$ $F_P=0$	GENERAL TOLERANCES (UNLESS SPECIFIED) <table border="1"> <thead> <tr> <th></th> <th>mm</th> <th>INCH</th> </tr> </thead> <tbody> <tr> <td>4 PLACES</td> <td>± ---</td> <td>± ---</td> </tr> <tr> <td>3 PLACES</td> <td>± ---</td> <td>± ---</td> </tr> <tr> <td>2 PLACES</td> <td>± 0.20</td> <td>± ---</td> </tr> <tr> <td>1 PLACE</td> <td>± ---</td> <td>± ---</td> </tr> </tbody> </table>		mm	INCH	4 PLACES	± ---	± ---	3 PLACES	± ---	± ---	2 PLACES	± 0.20	± ---	1 PLACE	± ---	± ---	DIMENSION STYLE MM ONLY	SCALE NTS	DESIGN UNITS METRIC	THIRD ANGLE PROJECTION
		mm	INCH																		
	4 PLACES	± ---	± ---																		
	3 PLACES	± ---	± ---																		
2 PLACES	± 0.20	± ---																			
1 PLACE	± ---	± ---																			
		DRAWN BY JKACHL I	DATE 1991/07/02	TITLE MGRID VLPR II, 2MM DUAL ROW TOP ENTRY RECEPT., SMT																	
		CHECKED BY JNG	DATE 1991/07/09	MOLEX MOLEX INCORPORATED																	
		APPROVED BY MLONG	DATE 2009/11/24	MATERIAL NO. SEE TABLE	DOCUMENT NO. SD-87340-**-01	SHEET NO. 3 OF 3															

DRAFT WHERE APPLICABLE
MUST REMAIN
WITHIN DIMENSIONS

SIZE
A3

THIS DRAWING CONTAINS INFORMATION THAT IS PROPRIETARY TO MOLEX INCORPORATED AND SHOULD NOT BE USED WITHOUT WRITTEN PERMISSION