

BZQ55-C2V4 SERIES

SURFACE MOUNT ZENER DIODES

VOLTAGE 2.4 to 100 Volts

POWER 500 mWatts

QUADRO-MELF

Unit : inch (mm)

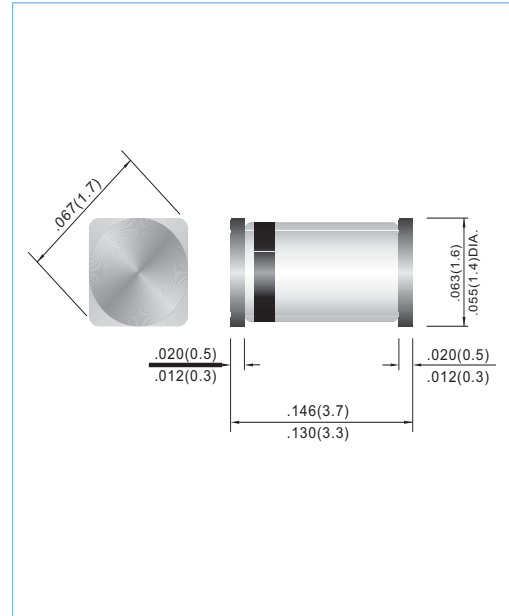
FEATURES

- Planar Die construction
- 500mW Power Dissipation
- Ideally Suited for Automated Assembly Processes
- In compliance with EU RoHS 2002/95/EC directives

MECHANICAL DATA

- Case: Molded Glass QUADRO-MELF
- Terminals: Solderable per MIL-STD-750, Method 2026
- Polarity: See Diagram Below
- Approx. Weight: 0.008 grams
- Mounting Position: Any
- Packing information

T/R - 2.5K per 7" plastic Reel



MAXIMUM RATINGS AND ELECTRICAL CHARACTERISTICS

Parameter	Symbol	Value	Units
Power Dissipation at Tamb = 25 °C	P _{TOT}	500	mW
Junction Temperature	T _J	175	°C
Storage Temperature Range	T _S	-65 to +175	°C

Valid provided that leads at a distance of 8mm from case are kept at ambient temperature.

Parameter	Symbol	Min.	Typ.	Max.	Units
Thermal Resistance Junction to Ambient Air	R _{θJA}	--	--	0.3	K/mW
Forward Voltage at I _F = 200mA	V _F	--	--	1.5	V

Valid provided that leads at a distance of 8mm from case are kept at ambient temperature.

BZQ55-C2V4 SERIES

Part Number	Nominal Zener Voltage			Max. Zener Impedance				Max Reverse Leakage Current	
	Vz @ IzT			Zzt @ IzT		Zzk @ Izk		IR @ VR	
	Nom. V	Min. V	Max. V	Ω	mA	Ω	mA	uA	V
BZQ55-C2V4	2.4	2.28	2.56	85	5	600	1	50	1
BZQ55-C2V7	2.7	2.5	2.9	85	5	600	1	10	1
BZQ55-C3V0	3	2.8	3.2	85	5	600	1	4	1
BZQ55-C3V3	3.3	3.1	3.5	85	5	600	1	2	1
BZQ55-C3V6	3.6	3.4	3.8	85	5	600	1	2	1
BZQ55-C3V9	3.9	3.7	4.1	85	5	600	1	2	1
BZQ55-C4V3	4.3	4	4.6	75	5	600	1	1	1
BZQ55-C4V7	4.7	4.4	5	60	5	600	1	0.5	1
BZQ55-C5V1	5.1	4.8	5.4	35	5	550	1	0.1	1
BZQ55-C5V6	5.6	5.2	6	25	5	450	1	0.1	1
BZQ55-C6V2	6.2	5.8	6.6	10	5	200	1	0.1	2
BZQ55-C6V8	6.8	6.4	7.2	8	5	150	1	0.1	3
BZQ55-C7V5	7.5	7	7.9	7	5	50	1	0.1	5
BZQ55-C8V2	8.2	7.7	8.7	7	5	50	1	0.1	6
BZQ55-C9V1	9.1	8.5	9.6	10	5	50	1	0.1	7
BZQ55-C10	10	9.4	10.6	15	5	70	1	0.1	7.5
BZQ55-C11	11	10.4	11.6	20	5	70	1	0.1	8.5
BZQ55-C12	12	11.4	12.7	20	5	90	1	0.1	9
BZQ55-C13	13	12.4	14.1	26	5	110	1	0.1	10
BZQ55-C15	15	13.8	15.6	30	5	110	1	0.1	11
BZQ55-C16	16	15.3	17.1	40	5	170	1	0.1	12
BZQ55-C18	18	16.8	19.1	50	5	170	1	0.1	14
BZQ55-C20	20	18.8	21.2	55	5	220	1	0.1	15
BZQ55-C22	22	20.8	23.3	55	5	220	1	0.1	17
BZQ55-C24	24	22.8	25.6	80	5	220	1	0.1	18
BZQ55-C27	27	25.1	28.9	80	5	220	1	0.1	20
BZQ55-C30	30	28	32	80	5	220	1	0.1	22
BZQ55-C33	33	31	35	80	5	220	1	0.1	24
BZQ55-C36	36	34	38	80	5	220	1	0.1	27
BZQ55-C39	39	37	41	90	2.5	500	0.5	0.1	30
BZQ55-C43	43	40	46	90	2.5	600	0.5	0.1	33
BZQ55-C47	47	44	50	110	2.5	700	0.5	0.1	36
BZQ55-C51	51	48	54	125	2.5	700	0.5	0.1	39
BZQ55-C56	56	52	60	135	2.5	1000	0.5	0.1	43
BZQ55-C62	62	58	66	150	2.5	1000	0.5	0.1	47
BZQ55-C68	68	64	72	200	2.5	1000	0.5	0.1	51
BZQ55-C75	75	70	79	250	2.5	1500	0.5	0.1	56
BZQ55-C82	82	77	87	300	2.5	2000	0.5	0.1	62
BZQ55-C91	91	85	96	450	1	5000	0.1	0.1	68
BZQ55-C100	100	94	106	450	1	5000	0.1	0.1	75

Notes.

STANDARD VOLTAGE TOLERANCE IS $\pm 5\%$ AND :

SUFFIX " A " FOR $\pm 1\%$

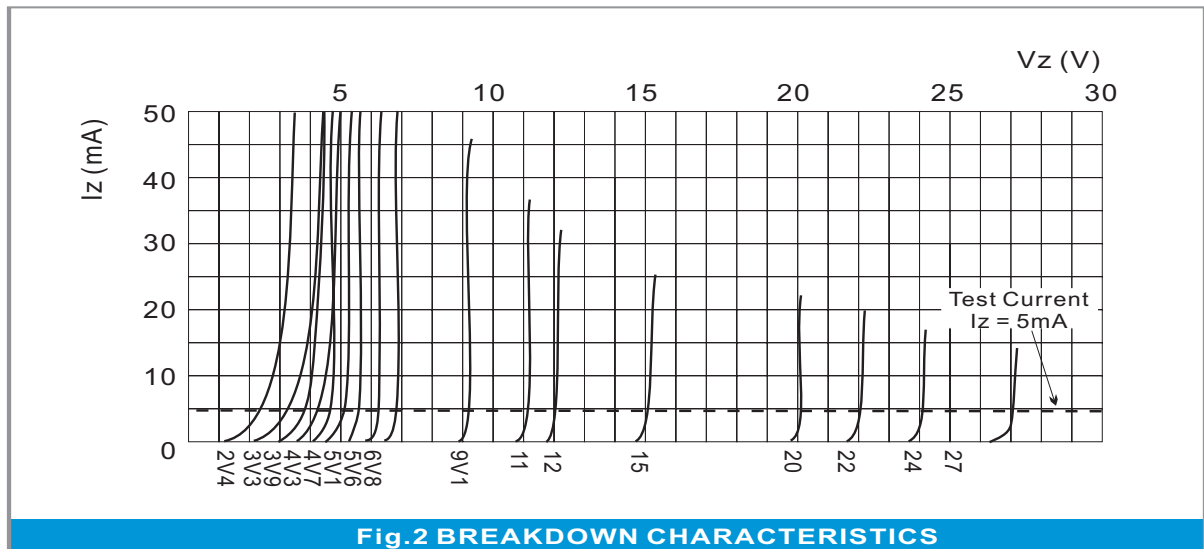
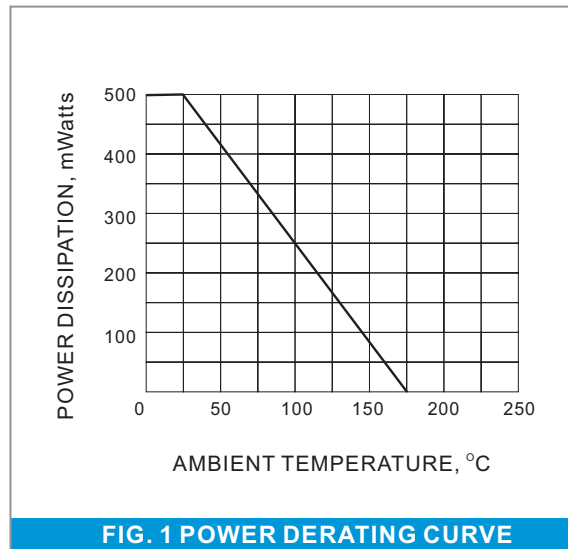
SUFFIX " B " FOR $\pm 2\%$

SUFFIX " C " FOR $\pm 5\%$

SUFFIX " D " FOR $\pm 20\%$

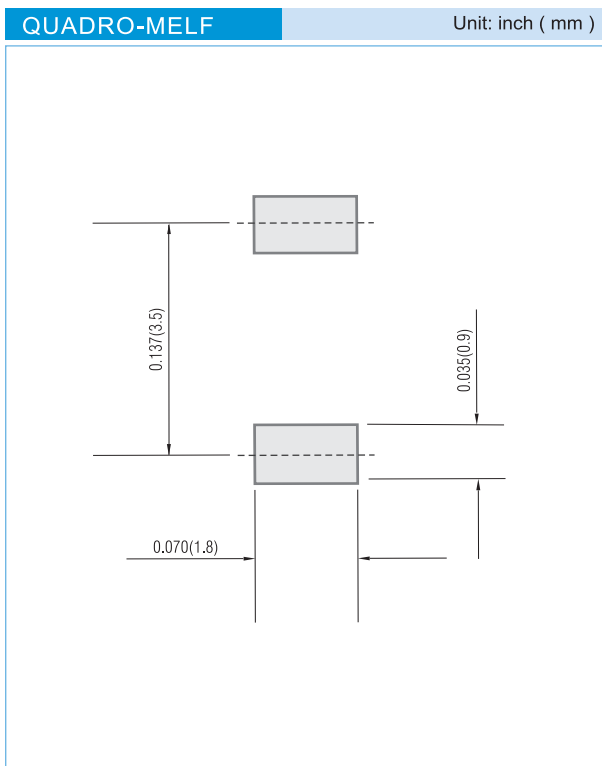
BZQ55-C2V4 SERIES

RATING AND CHARACTERISTIC CURVES



BZQ55-C2V4 SERIES

MOUNTING PAD LAYOUT



ORDER INFORMATION

- Packing information

T/R - 10K per 13" plastic Reel

T/R - 2.5K per 7" plastic Reel

LEGAL STATEMENT

Copyright PanJit International, Inc 2009

The information presented in this document is believed to be accurate and reliable. The specifications and information herein are subject to change without notice. Pan Jit makes no warranty, representation or guarantee regarding the suitability of its products for any particular purpose. Pan Jit products are not authorized for use in life support devices or systems. Pan Jit does not convey any license under its patent rights or rights of others.