

PLEASE CHECK WWW.MOLEX.COM FOR LATEST PART INFORMATION

Part Number: [0510671300](#)
Status: **Active**
Description: 3.50mm (.138") Pitch Wire-to-Wire and Wire-to-Board Housing, Positive Lock, 13 Circuits

Documents:

3D Model	Product Specification PS-51067-007 (PDF)
Drawing (PDF)	Product Specification PS-51067-008 (PDF)
Product Specification PS-51067-001 (PDF)	Product Specification PS-51067-016 (PDF)
Product Specification PS-51067-002 (PDF)	Product Specification PS-51067-017 (PDF)
Product Specification PS-51067-003 (PDF)	Product Specification PS-51067-018 (PDF)
Product Specification PS-51067-004 (PDF)	Product Specification PS-51067-019 (PDF)
Product Specification PS-51067-005 (PDF)	Product Specification PS-51067-022 (PDF)
Product Specification PS-51067-006 (PDF)	RoHS Certificate of Compliance (PDF)

Agency Certification

CSA	LR19980
UL	E29179

General

Product Family	Crimp Housings
Series	51067
Product Name	N/A

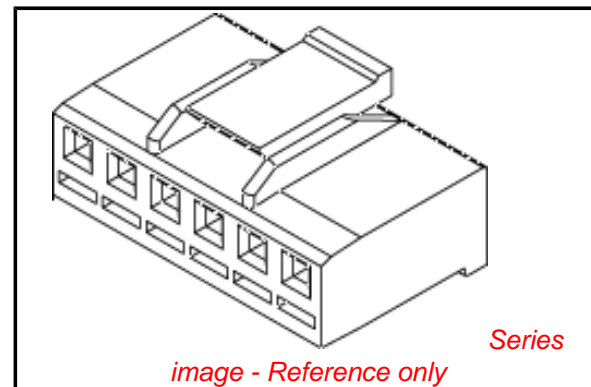
Physical

Circuits (maximum)	13
Color - Resin	Natural
Flammability	94V-0
Gender	Female
Glow-Wire Compliant	No
Material - Resin	Polyester
Number of Rows	1
Packaging Type	Bag
Panel Mount	No
Pitch - Mating Interface (in)	0.138 In
Pitch - Mating Interface (mm)	3.50 mm
Stackable	No
Temperature Range - Operating	-40°C to +105°C

Material Info

Reference - Drawing Numbers

Packaging Specification	SPK-51067-001
Product Specification	PS-51067-001, PS-51067-002, PS-51067-003, PS-51067-004, PS-51067-005, PS-51067-006, PS-51067-007, PS-51067-008, PS-51067-016, PS-51067-017, PS-51067-018, PS-51067-019, PS-51067-022, RPS-51067-001, RPS-51067-002, RPS-51067-003, RPS-51067-006, RPS-51067-007, RPS-51067-008, RPS-51067-014, RPS-51067-020, RPS-51067-021, RPS-51067-022, RPS-51067-024, RPS-51067-025, RPS-51067-027, RPS-51067-028, RPS-51067-030, RPS-51067-034, RPS-51067-035, RPS-51067-036, RPS-51067-037, RPS-51067-041
Sales Drawing	SD-51067-**00



EU RoHS

ELV and RoHS Compliant
REACH SVHC
 Not Reviewed
Halogen-Free Status
 Not Reviewed

China RoHS



Need more information on product environmental compliance?

Email productcompliance@molex.com
 For a multiple part number RoHS Certificate of Compliance, [click here](#)

Please visit the [Contact Us](#) section for any non-product compliance questions.

Search Parts in this Series

[51067Series](#)

Mates With

[51114](#) , [53258](#) , [53259](#) , [53265](#) , [53266](#)

Use With

[50217](#) Crimp Terminals

This document was generated on 06/07/2010

PLEASE CHECK WWW.MOLEX.COM FOR LATEST PART INFORMATION

E

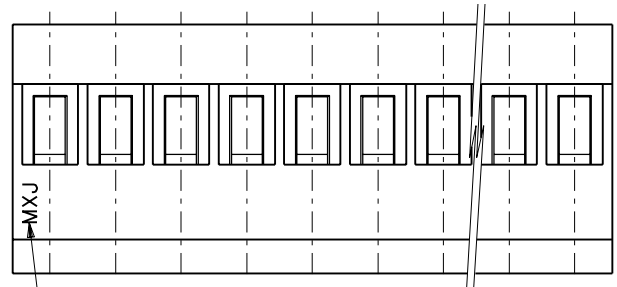
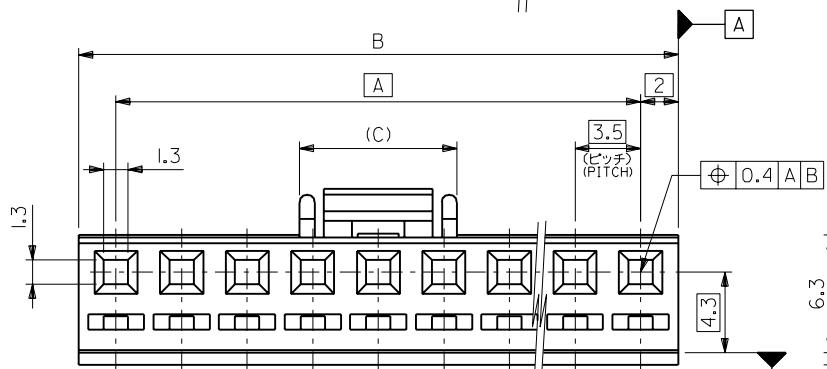
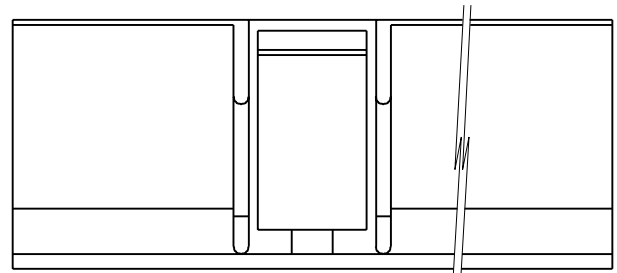
D

C

B

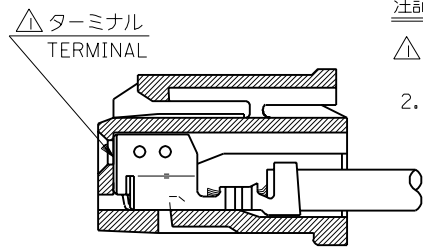
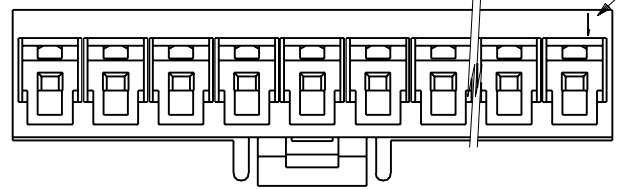
A

MM DIMENSIONS IN METRIC DO NOT SCALE DRAWING



トレードマーク
TRADE MARK

回路番号
CIRCUIT NO.



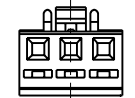
ターミナル装着状態図
TERMINAL ASSEMBLY DRAWING

注記 NOTES

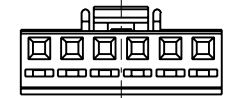
- △ 適合ターミナル: 50217-****
APPLICABLE TERMINAL : 50217-****
- 2. 嵌合相手: 53258,53265,53259,53266 シリーズ
MATE WITH : 53258,53265,53259,53266 SERIES



2極に適用
APPLY FOR 2 CKTS.



3極に適用
APPLY FOR 3 CKTS.



4極以上の偶数極に適用
APPLY FOR EVEN OF 4 CKTS. OVER

8.4	53.0	49.0	51067-1500	15	
	49.5	45.5	-1400	14	
	46.0	42.0	-1300	13	
	42.5	38.5	-1200	12	
	39.0	35.0	-1100	11	
	35.5	31.5	-1000	10	
	32.0	28.0	-0900	9	
	28.5	24.5	-0800	8	
	25.0	21.0	-0700	7	
	21.5	17.5	-0600	6	
	18.0	14.0	-0500	5	
	8.4	14.5	10.5	-0400	4
	5.8	11.0	7.0	-0300	3
	5.8	7.5	3.5	51067-0200	2
(C)	B	A	ENG. NO.	CKT. 極数	

角度 ANGLE	±3°	C	変更 REVISED (J40647)	M.S	'94/8/18
30以上 OVER	+0.3	B	変更 REVISED (J30484)	M.F.H.H	'93/5/18
10以上 30未満 OVER UNDER	+0.25	A	変更 REVISED (J00226)	M.F.H.H	'90-2-28
10未満 UNDER	+0.2	O	新規作成 PROPOSED (J91079)	M.F.H.H	'89-12-19
一般公差 GENERAL TOLERANCES		記号 LTR	変更内容 REVISION RECORD	DR. CHK.	日付 DATE

材料 MATERIAL	PBT,UL94V-0
仕上げ FINISH	—#
適用電線範囲 WIRE RANGE	—#
被覆外径 INS. RANGE	—#
DRAWN BY '89-12-19	CHK'D BY '94/8/18
K.KASAKAWA	H.HIRAMOTO
APP'D BY '94/8/18	尺度
M.FUKUSHIMA	—#

MOLEX-JAPAN CO.,LTD. 日本モレックス株式会社	
REVISE ONLY ON CAD SYSTEM	
TITLE 名称 3.5 WIRE TO BOARD CONN. RECEPTACLE HOUSING	
DWG. NO.	REV
SD-51067-**-00	C